


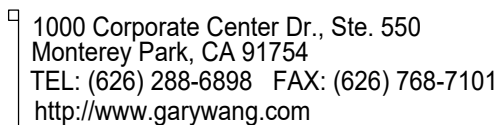
EQUIPMENT SCHEDULE

A-101

A-101

A-101

1. GC TO PROVIDE CLASS K AND ABC TYPE FIRE EXTINGUISHER.
2. EXTINGUISHERS TO BE INSTALLED IAW NFPA 10.



MINI-MALL - SPACE 115
INGERSOLL STREET
FT BENNING, GA

KITCHEN PLAN EQUIPMENT SCHEDULES

		NOT USED	2
		NTS	A-102

14'-8"

12'-4"

11'-2"

7'-1"

4'-7"

1'-9"

8" 1'-2"

6'-0"

9'-6"

3'-11"

1'-10"

6'-6"

17'-5"

10'-10"

5'-1"

6'-8"

TD - 80"

2' DIA. SLOPE CONCRETE FLOOR TO DRAIN, 1/4" PER FOOT (TYP.)

SAW CUT FLOOR AND SLOPE CONCRETE FLOOR TO DRAIN, 1/4" PER FOOT

SERVICE COUNTER DIE WALL

WALK-IN FREEZER

WALK-IN COOLER

FUNNEL

FD

MS

FS

FS

FS

FS

DATUM POINT - START DIMENSIONS HERE

FLOOR PENETRATION PLAN

1

Scale: 1/4" = 1'-0"

A-102

PANDA RESTAURANT GROUP INC.
1683 Walnut Grove Ave.
Rosemead, California 91770
Telephone: 626.799.9898
Facsimile: 626.372.8288

All ideas, designs, arrangement and plans indicated on represented by this drawing are the property of Panda Express Inc. and were created for use on this specific project. None of these ideas, designs, arrangements or plans may be used by or disclosed to any person, firm, or corporation without the written permission of Panda Express Inc.

REVISIONS:

ISSUE DATE:

1	35% SUBMITTAL	04/24/2020
2	95% SUBMITTAL	05/30/2020

DRAWN BY: STAFF

PANDA PROJECT #: D7432

ARCH PROJECT #:

GARY WANG
& ASSOCIATES, INC.
1000 Corporate Center Dr., Ste. 550
Monterey Park, CA 91754
TEL: (626) 288-6898 FAX: (626) 768-7101
http://www.garywang.com

05/30/2020

PANDA EXPRESS

MINI-MALL - SPACE 115
INGERSOLL STREET
FT BENNING, GA

A-102

FLOOR PENETRATION PLAN

BID SET (2020/05/28) NOT FOR CONSTRUCTION

MATERIAL SCHEDULE

INSTALLED AND FURNISHED BY: G.C. UNLESS NOTED OTHERWISE

NO	MANUFACTURER	DESCRIPTION	SPECIFICATION	REMARKS	FURNISHED BY:	INSTALLED BY:	CONTACT
WP1	CRANE COMPOSITES INC.	F.R.P. THICKNESS: .075	COLOR: #636 (LIGHT GRAY)		G.C.	G.C.	WADE WARFORD 425.260.3495
WP2		S.S. PANEL (22 GA)	FINISH: STRAIGHT BRUSHED FINISH	FURNISHED BY PX/ INSTALLED BY G.C.	G.C.	G.C.	
WP3		S.S. PANEL (22 GA)	FINISH: DIAMOND PATTERN FINISH	FURNISHED BY PX/ INSTALLED BY G.C.	G.C.	G.C.	
W102	WOLF GORDON	PRINT WALL COVERING	COLOR: RED BAMBOO	CUSTOM WALL COVERING AVAILABLE ONLY FROM P.X. VENDOR	G.C.	G.C.	CATHY DY 310.770.1165
Q2-7	CORIAN QUARTZ	COMPOSIT SOLID SURFACE	FINISH: POLISHED COLOR: LONDON SKY	SERVICE COUNTER TOP	G.C.	G.C.	
P-101	SHERWIN-WILLIAMS	PAINT	COLOR: SW 6252 ICE CUBE PROMAR 200, ZERO VOC, LATEX SEMI-GLOSS		G.C.	G.C.	
P-106	SHERWIN-WILLIAMS	PAINT	COLOR: SW 7020 BLACK FOX PROMAR 200, ZERO VOC, LATEX SEMI-GLOSS		G.C.	G.C.	
QT	DALTILE	QUARRY TILE	COLOR: ARID GRAY (0Q42) FINISH: PLAIN	MFR: MAPEI - 800.42.MAPEI- WWW.MAPEI.COM STYLE: LATEX MODIFIED GROUT #47 COLOR/FINISH: CHARCOAL/SANDED SIZE: 3/16"	G.C.	G.C.	
QT-1	DALTILE	QUARRY TILE	COLOR: ARID GRAY (0Q42) FINISH: ABRASIVE	MFR: MAPEI - 800.42.MAPEI- WWW.MAPEI.COM STYLE: LATEX MODIFIED GROUT #47 COLOR/FINISH: CHARCOAL/SANDED SIZE: 3/16"	G.C.	G.C.	
QT-2	DALTILE - COVE BASE	QUARRY TILE COVE BASE	COLOR: ARID GRAY (0Q42) FINISH: PLAIN	MFR: MAPEI - 800.42.MAPEI- WWW.MAPEI.COM STYLE: LATEX MODIFIED GROUT #47 COLOR/FINISH: CHARCOAL/SANDED SIZE: 3/16"	G.C.	G.C.	
T-86	DALTILE - ANCHORAGE	6"X12" COVE BASE S-36C9T	COLOR: BACK AC10 FINISH: UNPOLISHED	MFR: MAPEI - 800.42.MAPEI- WWW.MAPEI.COM STYLE: LATEX MODIFIED GROUT #47 COLOR/FINISH: CHARCOAL/SANDED SIZE: 1/8"	G.C.	G.C.	NATIONAL ACCOUNTS@ DAL TILE.COM PH: (877) 556-5728
T-110	DALTILE FOREST PARK	WALL TILE/ MIX OF: 9"X36" AND 6" X 36"	COLOR: TIMBERLAND FP97	MFR: MAPEI - 800.42.MAPEI- WWW.MAPEI.COM STYLE: LATEX MODIFIED GROUT #07 COLOR/FINISH: CHOCOLATE/ SANDED SIZE: 1/8"	G.C.	G.C.	NATIONAL ACCOUNTS@ DAL TILE.COM PH: (877) 556-5728
T-112	DALTILE NERO	SIZE: 12"X12"	COLOR: P406	MFR: CUSTOM BUILDING PRODUCTS STYLE: LATEX MODIFIED GROUT #370 COLOR/FINISH: DOVE GRAY"	G.C.	G.C.	NATIONAL ACCOUNTS@ DAL TILE.COM PH: (877) 556-5728
S2a	SCHULT IND	60" Ø HEAT-INFUSED FAMILY SEAL	COLOR: WHITE		G.C.	G.C.	JEFFREY SCHULT 1800.783.8998 EXT. 226 JSCHULT@SCHULT.COM

WALL SCHEDULE

INSTALLED AND FURNISHED BY: G.C. UNLESS NOTED OTHERWISE

NO.	DESCRIPTION
W1	EXISTING WALL TO REMAIN; G.C. TO APPLY NEW WALL FINISH (SEE INTERIOR ELEVATIONS)
	NOT USED
	NOT USED
W3	3 5/8" 20GA. METAL STUD WALL W/ 5/8" TYPE "X" GYP. BD. ON ONE SIDE
W4	3 5/8" 20GA. METAL STUD WALL W/ 5/8" TYPE "X" GYP. BD. ON BOTH SIDES
W5	6" 20GA. METAL STUD LOW WALL W/ 5/8" TYPE "X" GYP. BD. BOTH SIDES
W6	3 5/8" 20GA. METAL STUD LOW WALL W/ 5/8" TYPE "X" GYP. BD. ON BOTH SIDES
W7	3 5/8" 20GA. METAL STUD LOW WALL W/ 5/8" TYPE "X" GYP. BD. ON ONE SIDE
W8	6" 20GA. METAL STUD WALL W/ 5/8" TYPE "X" GYP. BD. AT ELECTRICAL PANEL

WALL LEGEND

- EXISTING WALL
- SERVICE COUNTER DIE WALL BY G.C.
- NEW INTERIOR PARTITION WALL 6" ABOVE CEILING BY G.C.

*ALL INTERIOR DIMENSIONS ARE FINISHED TO FINISHED

NOTE: THE FOLLOWING STAINLESS STEEL PROVIDED BY PX--INSTALLED BY G.C.:

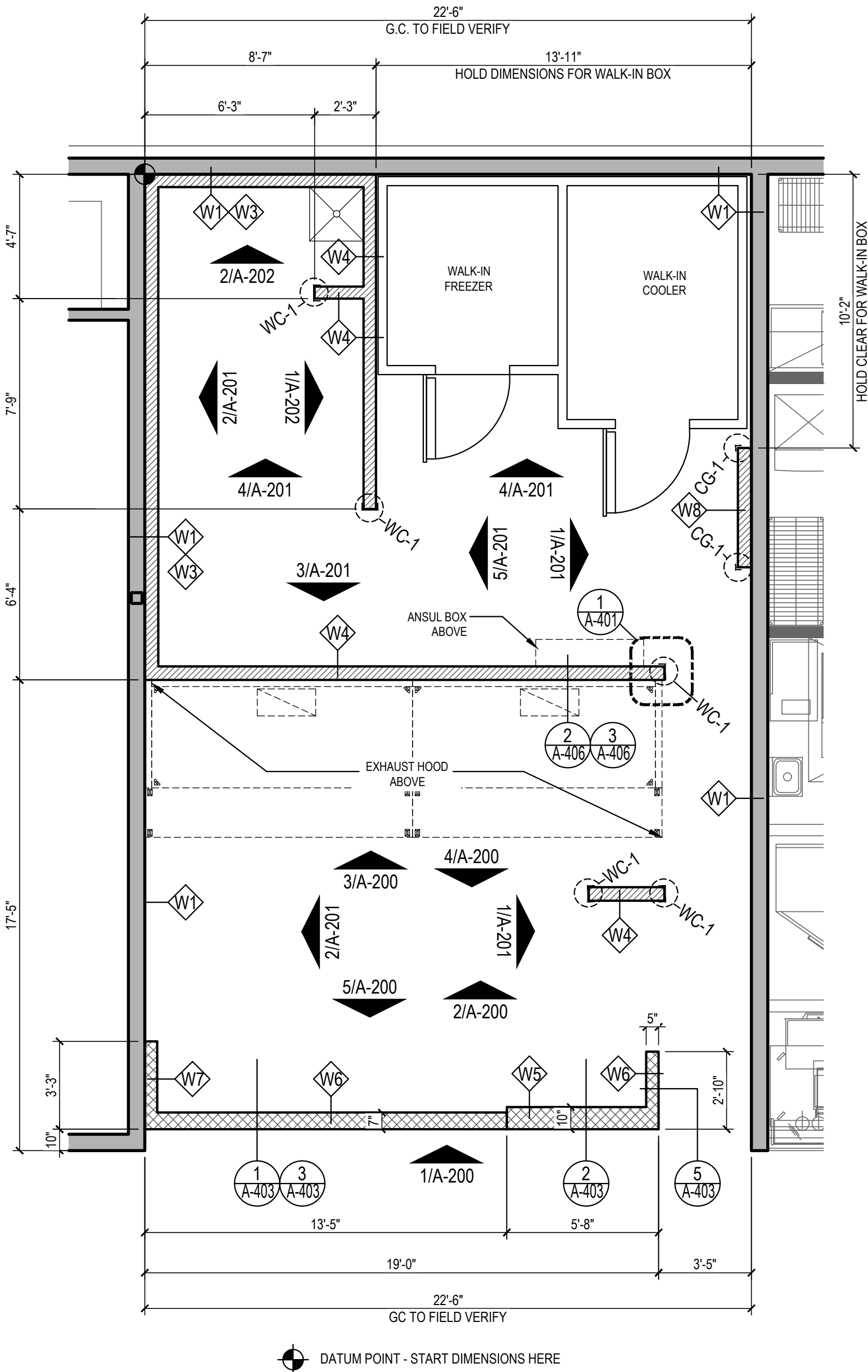
- PANEL DIVIDERS AT WP3
- INSIDE CORNER AT WP3 TO WP2
- FLASHING AT TOP OF BASE WP3
- WP2 PIECE AT LENGTH OF WALL

NOTE: THE FOLLOWING STAINLESS STEEL PROVIDED BY G.C.-INSTALLED BY G.C.:

- INSTALL 18 GA STAINLESS STEEL CORNER GUARD & WALL CAP INSIDE KITCHEN

- 18 GA. STAINLESS STEEL CORNER GUARD
- 18 GA. STAINLESS STEEL CORNER GUARD/FRAME - ALL AROUND PERIMETER OF OPENING - FRAME TO BE WELDED WITH MITERED CORNERS TO FORM SINGLE UNIT.
- 18 GA. STAINLESS STEEL WALL CAP

ALL OTHER STAINLESS STEEL BY G.C.



SCHEDULES/LEGEND/NOTES

2

NTS

A-103

FLOOR PLAN

1

Scale: 1/4" = 1'-0"

A-103



PANDA RESTAURANT GROUP INC.

1683 Walnut Grove Ave.
Rosemead, California
91770

Telephone: 626.799.9898
Facsimile: 626.372.8288

All ideas, designs, arrangement and plans indicated or represented by this drawing are the property of Panda Express Inc. and were created for use on this specific project. None of these ideas, designs, arrangements or plans may be used by or disclosed to any person, firm, or corporation without the written permission of Panda Express Inc.

REVISIONS:

ISSUE DATE:

1	35% SUBMITTAL	04/24/2020
2	95% SUBMITTAL	05/30/2020

DRAWN BY: STAFF

PANDA PROJECT #: D7432

ARCH PROJECT #:



GARY WANG
& ASSOCIATES, INC.

1000 Corporate Center Dr., Ste. 550
Monterey Park, CA 91754
TEL: (626) 288-6698 FAX: (626) 768-7101
http://www.garywang.com



PANDA EXPRESS

MINI-MALL - SPACE 115
INGERSOLL STREET
FT BENNING, GA

A-103

FLOOR PLAN

FINISH SCHEDULE

NO.	MANUFACTURER	DESCRIPTION	SPECIFICATION	JOINT	REMARKS	GROUT	CONTACT
QT	DALTILE	QUARRY TILE	COLOR: ARID GRAY (0Q42) FINISH: PLAIN	3 / 16"	KITCHEN, SERVICE FLOOR	MFR: MAPEI - 800.42.MAPEI- WWW.MAPEI.COM STYLE: LATEX MODIFIED GROUT #47 COLOR/FINISH: CHARCOAL/SANDED	800.207.2967 EXT. 7263
QT-1	DALTILE	QUARRY TILE	COLOR: ARID GRAY (0Q42) FINISH: ABRASIVE	3 / 16"	KITCHEN, SERVICE FLOOR	MFR: MAPEI - 800.42.MAPEI- WWW.MAPEI.COM STYLE: LATEX MODIFIED GROUT #47 COLOR/FINISH: CHARCOAL/SANDED	800.207.2967 EXT. 7263
QT-2	DALTILE -COVE BASE	COVE BASE TILE	COLOR: ARID GRAY (0Q42) FINISH: PLAIN	3 / 16"	KITCHEN, SERVICE BASE	MFR: MAPEI - 800.42.MAPEI- WWW.MAPEI.COM STYLE: LATEX MODIFIED GROUT #47 COLOR/FINISH: CHARCOAL/SANDED	800.207.2967 EXT. 7263
TR100	SCHLUTER	BRUSHED NICKEL ANODIZED ALUMINUM	DILEX-AHK 1S 125 ATGB				
		OUTSIDE CORNER CONNECTION PIECE	DILEX-AHK-E90 / AHK 1S 125 ATGB				
		INSIDE CORNER CONNECTION PIECE	DILEX-AHK-190 / AHK 1S 125 ATGB				
		END CAP PIECE	DILEX-AHK-E / AHK 1S 125 ATGB				
TR101	SCHLUTER	GRAPHITE ANODIZED ALUMINUM	RONDEC-RO125 AGR				
		OUTSIDE CORNER CONNECTION PIECE	RONDEC-EV / RO125 AGR				
		INSIDE CORNER CONNECTION PIECE	RONDEC-12L / RO125 AGR				
TR102	SCHLUTER	SATIN ANODIZED ALUMINUM	SCHIENE-AE125				
T-200	CMC BRAVADA	SIZE: 24"x24"	COLOR: GREIGE			MFR: MAPEI - 800.42.MAPEI- WWW.MAPEI.COM STYLE: LATEX MODIFIED GROUT #11 COLOR/FINISH: SAHARA BEIGE/ SANDED SIZE: 1/4"	CMC DOUG SALATINO PH: (518) 713-5371

* SCHLUTER SYSTEM ALUMINUM TRIM:

COVE TILE TRIM: SERVICE COUNTER

SCHLUTER SYSTEMS DILEX-AHK 1S 125 ATGB (BRUSHED NICKEL ANODIZED ALUMINUM)

- TR100
- OUTSIDE CORNER CONNECTOR PIECE: DILEX-AHK-E90/AHK 1S 125 ATGB (BRUSHED NICKEL ANODIZED ALUMINUM)
 - INSIDE CORNER CONNECTOR PIECE: DILEX-AHK-190/AHK 1S 125 ATGB (BRUSHED NICKEL ANODIZED ALUMINUM)
 - END CAP PIECE: DILEX-AHK-E/AHK 1S 125 ATGB (BRUSHED NICKEL ANODIZED ALUMINUM)

EDGE TILE TRIM:

SCHLUTER SYSTEMS RONDEC-RO125 ATGB (BRUSHED NICKEL ANODIZED ALUMINUM)

- TR101
- OUTSIDE CORNER CONNECTOR PIECE: RONDEC-EV/RO125 ATGB (BRUSHED NICKEL ANODIZED ALUMINUM)
 - INSIDE CORNER CONNECTOR PIECE: RONDEC-12L/RO125 ATGB (BRUSHED NICKEL ANODIZED ALUMINUM)

* EPOXY GROUT BY MAPEI, KERAPOXY IEG, 100% SOLIDS INDUSTRIAL GRADE:

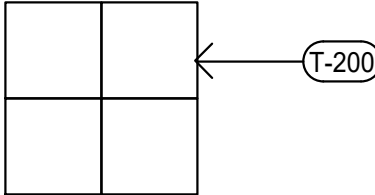
AREAS: UNDER HOOD AND 36" IN FRONT OF COOKING LINE, 3 COMPARTMENT SINK AND MOP SINK AREA

SEE MANUFACTURER'S SPECIFICATION, DETAILS AND GUIDE FOR PREPARATION,
MIXING, GROUTING AND CLEANING INSTRUCTION

NOTE: SEE INTERIOR SHEETS FOR WALL/ BASE TILE LOCATIONS AND SPECIFICATIONS

FLOOR FINISH LEGEND:

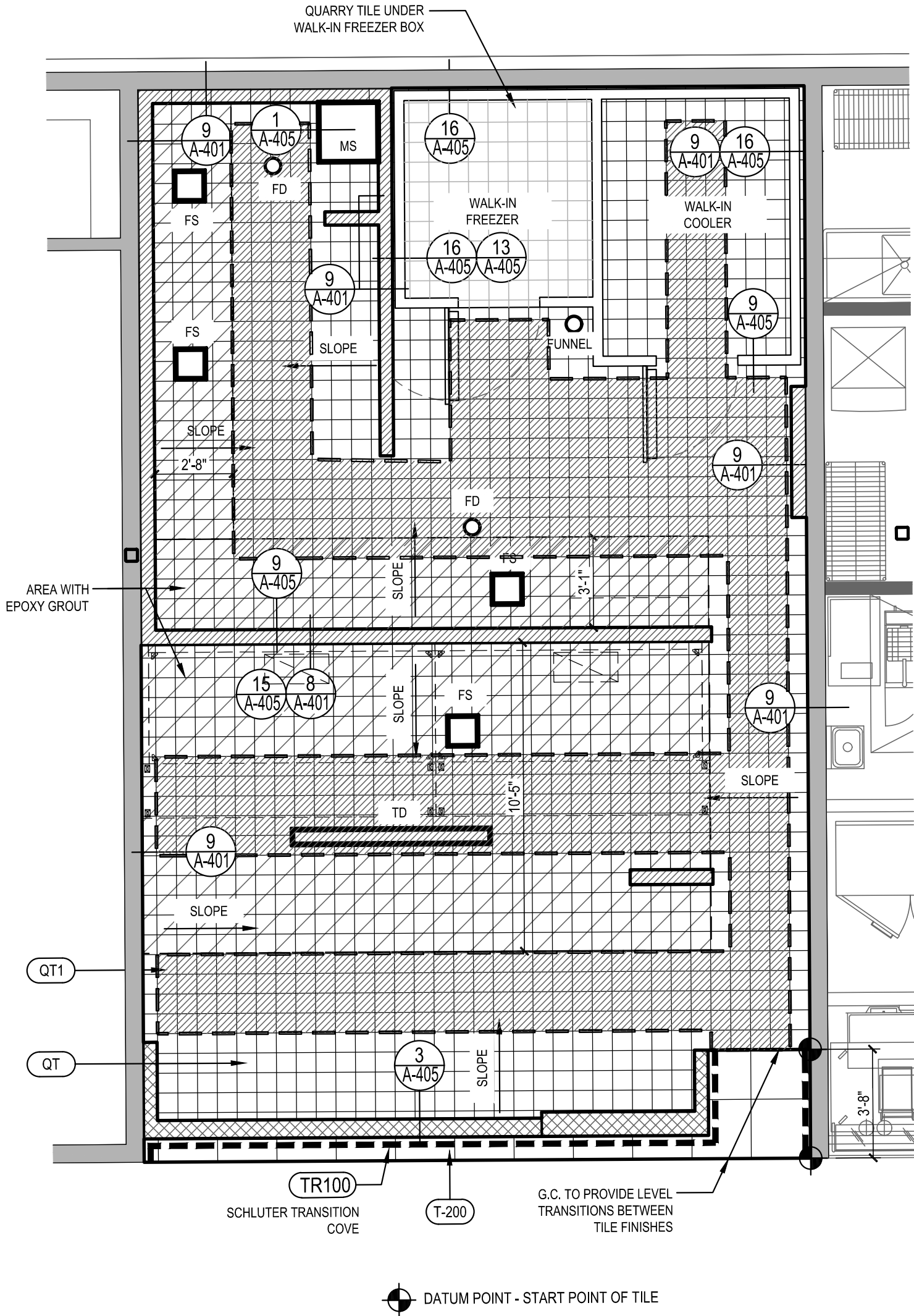
-----< TR100



QT

S2

AREA OF EPOXY GROUT



PANDA RESTAURANT GROUP INC.

1683 Walnut Grove Ave.
Rosemead, California
91770

Telephone: 626.799.9898
Facsimile: 626.372.8288

All ideas, designs, arrangement and plans indicated, or represented by this drawing are the property of Panda Express Inc. and were created for use on this specific project. None of these ideas, designs, arrangements or plans may be used by or disclosed to any person, firm, or corporation without the written permission of Panda Express Inc.

REVISIONS:

ISSUE DATE:

1	35% SUBMITTAL	04/24/2020
2	95% SUBMITTAL	05/30/2020

DRAWN BY: STAFF


PANDA PROJECT #: D7432

ARCH PROJECT #:



GARY WANG
& ASSOCIATES, INC.

1000 Corporate Center Dr., Ste. 550
Monterey Park, CA 91754
TEL: (626) 288-6898 FAX: (626) 768-7101
http://www.garywang.com



PANDA EXPRESS

MINI-MALL - SPACE 115
INGERSOLL STREET
FT BENNING, GA

A-104

FINISH PLAN AND SCHEDULE

FINISH SCHEDULE

4

NTS

A-104

FLOOR FINISH PLAN

1

Scale: 1/4" = 1'-0"

A-104

BID SET (2020/05/28) NOT FOR CONSTRUCTION

MATERIAL SCHEDULE

INSTALLED AND FURNISHED BY: G.C. UNLESS NOTED OTHERWISE

NO	MANUFACTURER	DESCRIPTION	SPECIFICATION	REMARKS	FURNISHED BY:	INSTALLED BY:	CONTACT
(WP1)	CRANE COMPOSITES INC.	F.R.P. THICKNESS: .075	COLOR: #636 (LIGHT GRAY)		G.C.	G.C.	WADE WARFORD 425.260.3495
(WP2)		S.S. PANEL (22 GA)	FINISH: STRAIGHT BRUSHED FINISH	FURNISHED BY PX/ INSTALLED BY G.C.	G.C.	G.C.	
(WP3)		S.S. PANEL (22 GA)	FINISH: DIAMOND PATTERN FINISH	FURNISHED BY PX/ INSTALLED BY G.C.	G.C.	G.C.	
(W102)	WOLF GORDON	PRINT WALL COVERING	COLOR: RED BAMBOO	CUSTOM WALL COVERING AVAILABLE ONLY FROM P.X. VENDOR	G.C.	G.C.	CATHY DY 310.770.1165
(QZ-7)	CORIAN QUARTZ	COMPOSIT SOLID SURFACE	FINISH: POLISHED COLOR: LONDON SKY	SERVICE COUNTER TOP	G.C.	G.C.	
(P-101)	SHERWIN-WILLIAMS	PAINT	COLOR: SW 6252 ICE CUBE PROMAR 200, ZERO VOC, LATEX SEMI-GLOSS		G.C.	G.C.	
(P-106)	SHERWIN-WILLIAMS	PAINT	COLOR: SW 7020 BLACK FOX PROMAR 200, ZERO VOC, LATEX SEMI-GLOSS		G.C.	G.C.	
(QT)	DALTILE	QUARRY TILE	COLOR: ARID GRAY (0Q42) FINISH: PLAIN	MFR: MAPEI - 800.42.MAPEI- WWW.MAPEI.COM STYLE: LATEX MODIFIED GROUT #47 COLOR/FINISH: CHARCOAL/SANDED SIZE: 3/16"	G.C.	G.C.	
(QT-1)	DALTILE	QUARRY TILE	COLOR: ARID GRAY (0Q42) FINISH: ABRASIVE	MFR: MAPEI - 800.42.MAPEI- WWW.MAPEI.COM STYLE: LATEX MODIFIED GROUT #47 COLOR/FINISH: CHARCOAL/SANDED SIZE: 3/16"	G.C.	G.C.	
(QT-2)	DALTILE - COVE BASE	QUARRY TILE COVE BASE	COLOR: ARID GRAY (0Q42) FINISH: PLAIN	MFR: MAPEI - 800.42.MAPEI- WWW.MAPEI.COM STYLE: LATEX MODIFIED GROUT #47 COLOR/FINISH: CHARCOAL/SANDED SIZE: 3/16"	G.C.	G.C.	
(T-66)	DALTILE - ANCHORAGE	6"X12" COVE BASE S-36C9T	COLOR: BACK AC10 FINISH: UNPOLISHED	MFR: MAPEI - 800.42.MAPEI- WWW.MAPEI.COM STYLE: LATEX MODIFIED GROUT #47 COLOR/FINISH: CHARCOAL/SANDED SIZE: 1/8"	G.C.	G.C.	NATIONAL ACCOUNTS@ DAL TILE.COM PH: (877) 556-5728
(T-110)	DALTILE FOREST PARK	WALL TILE/ MIX OF: 9"X36" AND 6" X 36"	COLOR: TIMBERLAND FP97	MFR: MAPEI - 800.42.MAPEI- WWW.MAPEI.COM STYLE: LATEX MODIFIED GROUT #07 COLOR/FINISH: CHOCOLATE/ SANDED SIZE: 1/8"	G.C.	G.C.	NATIONAL ACCOUNTS@ DAL TILE.COM PH: (877) 556-5728
(T-112)	DALTILE NERO	SIZE: 12"X12"	COLOR: P406	MFR: CUSTOM BUILDING PRODUCTS STYLE: LATEX MODIFIED GROUT #370 COLOR/FINISH: DOVE GRAY"	G.C.	G.C.	NATIONAL ACCOUNTS@ DAL TILE.COM PH: (877) 556-5728
(T-200)	CMC BRAVADA	SIZE: 24"X24"	COLOR: GREIGE	MFR: MAPEI - 800.42.MAPEI- WWW.MAPEI.COM STYLE: LATEX MODIFIED GROUT #11 COLOR/FINISH: SAHARA BEIGE/ SANDED SIZE: 1/4"	G.C.	G.C.	CMC DOUG SALATINO PH: (518) 713-5371
(S2a)	SCHULT IND	60" Ø HEAT-INFUSED FAMILY SEAL	COLOR: WHITE		G.C.	G.C.	JEFFREY SCHULT 1800.783.8998 EXT. 226 JSCHULT@SCHULT.COM

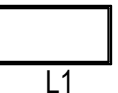

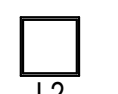

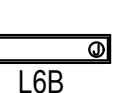





LIGHTING FIXTURE SCHEDULE

PROVIDED FOR INFORMATION ONLY.
VERIFY AND INSTALL PER ELECTRICAL DRAWING

07-04-2013

ITEM	SYMBOL	DESCRIPTION	QTY.	MFR. & CAT. NO.	REMARK
------	--------	-------------	------	-----------------	--------

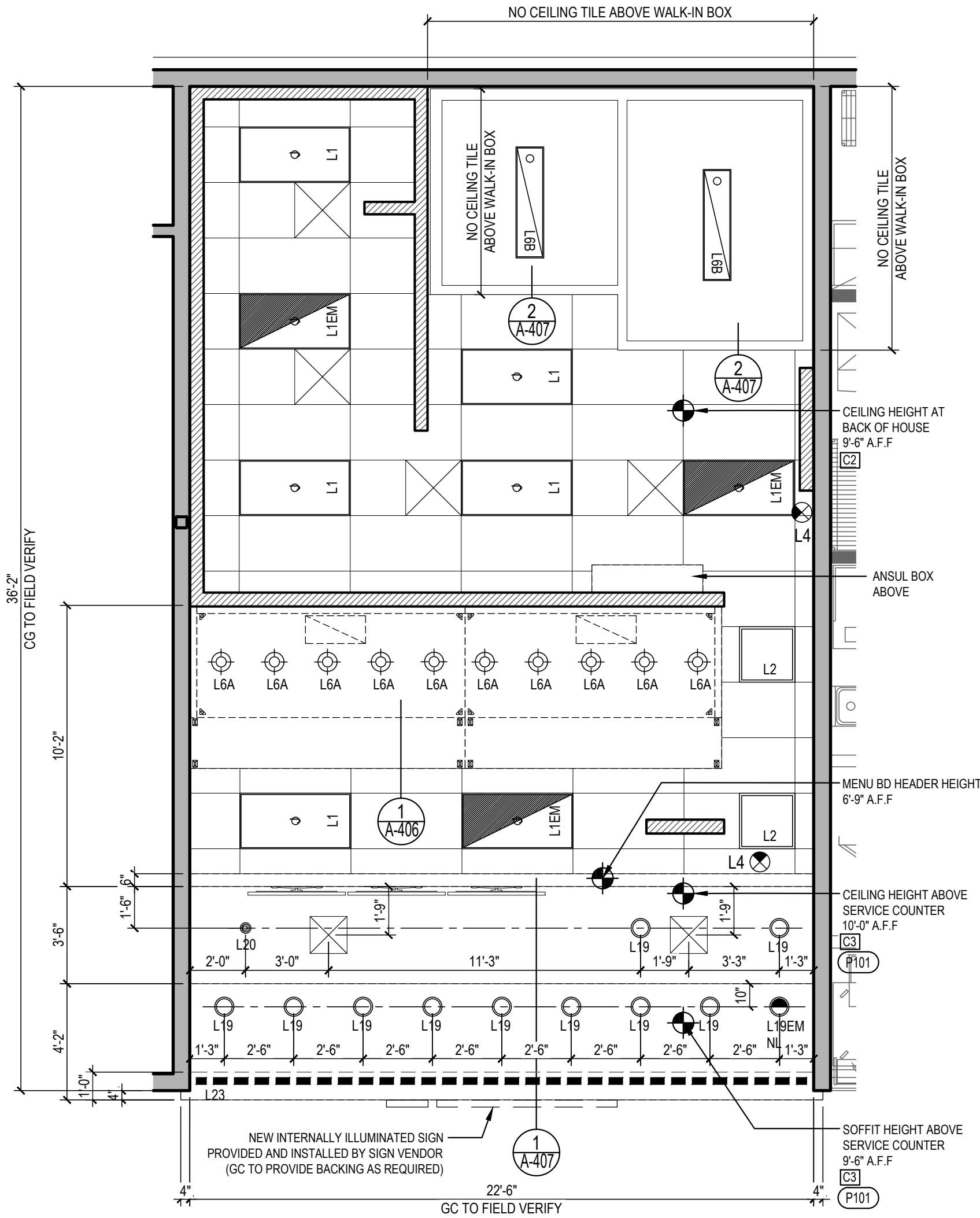
INTERIOR LIGHTING ITEM

(L1)		EDGE-LIT LED PANEL 120-277V UE - UNIVERSAL VOLTAGE		MANUFACTURER: LSI FIXTURE: SPF24-LED-50-UE-DIM-35 LED 5000 LUMENS, 3500K COLOR	KITCHEN CEILING LIGHTS. FURNISHED BY LICENSEE / INSTALLED BY G.C.
(L1EM)		2X4 EDGE-LIT LED PANEL 120-277V UE - UNIVERSAL VOLTAGE		MANUFACTURER: LSI FIXTURE: SPF24-LED-50-UE-DIM-35 LED 5000 LUMENS, 3500K COLOR	EMERGENCY KITCHEN CEILING LIGHTS FURNISHED BY LICENSEE/ INSTALLED BY GC
		NOT USED			
(L2)		2X2 EDGE-LIT LED PANEL (SURFACE MOUNT) 120-277V UE - UNIVERSAL VOLTAGE		MANUFACTURER: LSI FIXTURE: SPF24-LED-50-UE-DIM-35 LED 5000 LUMENS, 3500K COLOR	KITCHEN CEILING LIGHTS. FURNISHED BY LICENSEE / INSTALLED BY G.C.
(L4)		UNIVERSAL MOUNT EXIT SIGN, LED LIGHTED, 120V WITH BATTERY PACK, 2 FACE, GREEN LETTER		JUNO, NAVILTE, NIBLHO THERMOPLASTIC EMERGENCY LIGHT	EXIT SIGN FURNISHED BY G.C./ INSTALLED BY GC
(L6B)		WALK-IN COOLER FLUORESCENT LIGHT, 120 V 48"		KASON FIXTURE: # 18180F00048	FURNISHED BY WIC VENDOR, INSTALLED BY G.C.
(L19)		DOWN LIGHT, RECESSED IN CEILING		ELITE HOUSING: LD6IC-AT LED MODULE: ELITE LED LIGHTING RL607-14W-120-FL-27K-W-WH	FURNISHED BY LICENSEE/ INSTALLED BY GC
(L19EM)		EMERGENCY DOWN LIGHT, RECESSED IN CEILING		ELITE HOUSING: LD6IC-AT LED MODULE: ELITE LED LIGHTING RL607-14W-120-FL-30K-SN-SN	EMERGENCY RECESSED DOWN LIGHT - NORMALLY ON INVERTER UNIT - ISOLITE, IMI-12-LC-V1 FURNISHED BY LICENSEE/ INSTALLED BY GC
(L6A)		HOOD LIGHT		FURNISHED & INSTALLED BY EQUIPMENT SUPPLIER	LIGHTS SUPPLIED & PRE-WIRED BY HOOD VENDOR. ELECTRIC CONTRACTOR TO CONNECT MAIN WIRES TO SHUNT TRIP BREAKER AND HOOD CONTROL PANEL
(L20)		LED MR16 DOWN LIGHT, RECESSED IN CEILING		HOUSING: LIGHTOLIER LYTECASTER 302MRSPX TRIM: LIGHTOLIER LYTECASTER 378WHX (WHITE) BULB: LED MR16 MANUFACTURER: GE PRODUCT CODE: 35535	
		NOT USED			
(L23)		LED TAPE LIGHT		NORA LIGHTING (OR APPROVED EQUAL) 24V HIGH OUTPUT LED TAPE LIGHT LENGTH: 10FT ROLL/ CCT/CRI: 2700K/ 90CRI LUMENS: 350lm/ 4.2W PER FOOT	

CEILING SCHEDULE

INSTALLED AND FURNISHED BY: G.C. UNLESS NOTED OTHERWISE

NO	MANUFACTURER	DESCRIPTION	MATERIAL	FINISH
(C2)	USG	2' X 4' SUSPENDED T-BAR GRID CEILING SYSTEM	"VINYL ROCK" VINYL CLAD GYP. BD PANELS	SMOOTH AND WASHABLE WHITE
(C3)	GOLD BOND	MONOLITHIC CEILING ON METAL FRAMING	5/8" GYP. BD.	SMOOTH PAINT (SEE SCHEDULE)



SCHEDULES

2

NTS

A-105

REFLECTED CEILING PLAN

1

Scale = 1/4" = 1'-0"

A-105



PANDA RESTAURANT GROUP INC.

1683 Walnut Grove Ave.
Rosemead, California
91770

Telephone: 626.799.9898
Facsimile: 626.372.8288

All ideas, designs, arrangement and plans indicated, or represented by this drawing are the property of Panda Express Inc. and were created for use on this specific project. None of these ideas, designs, arrangements or plans may be used by or disclosed to any person, firm, or corporation without the written permission of Panda Express Inc.

REVISIONS:

ISSUE DATE:

1	35% SUBMITTAL	04/24/2020
2	95% SUBMITTAL	05/30/2020

DRAWN BY: STAFF


PANDA PROJECT #: D7432

ARCH PROJECT #:



GARY WANG
& ASSOCIATES, INC.

1000 Corporate Center Dr., Ste. 550
Monterey Park, CA 91754
TEL: (626) 288-6898 FAX: (626) 768-7101
http://www.garywang.com

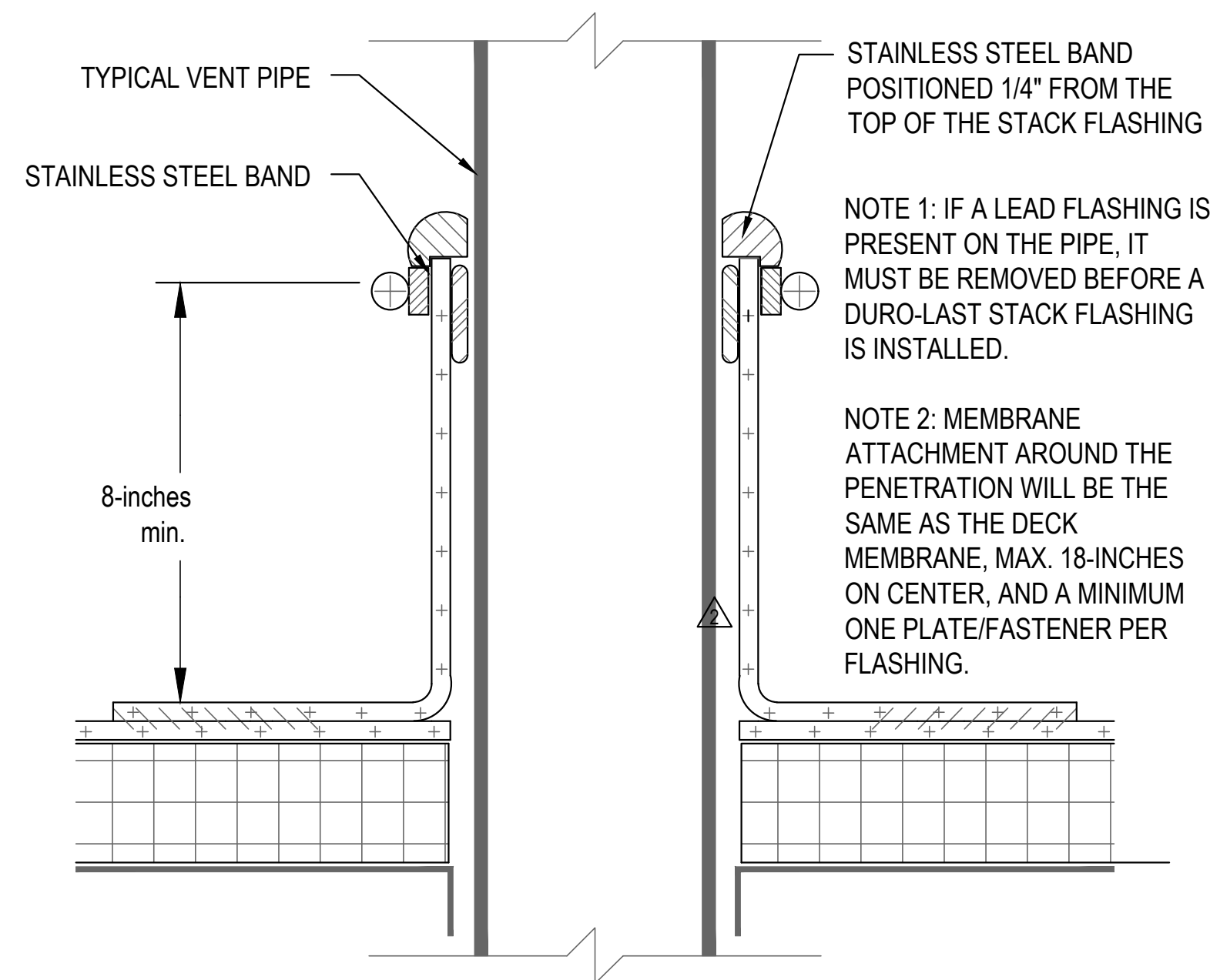


PANDA EXPRESS

MINI-MALL - SPACE 115
INGERSOLL STREET
FT BENNING, GA

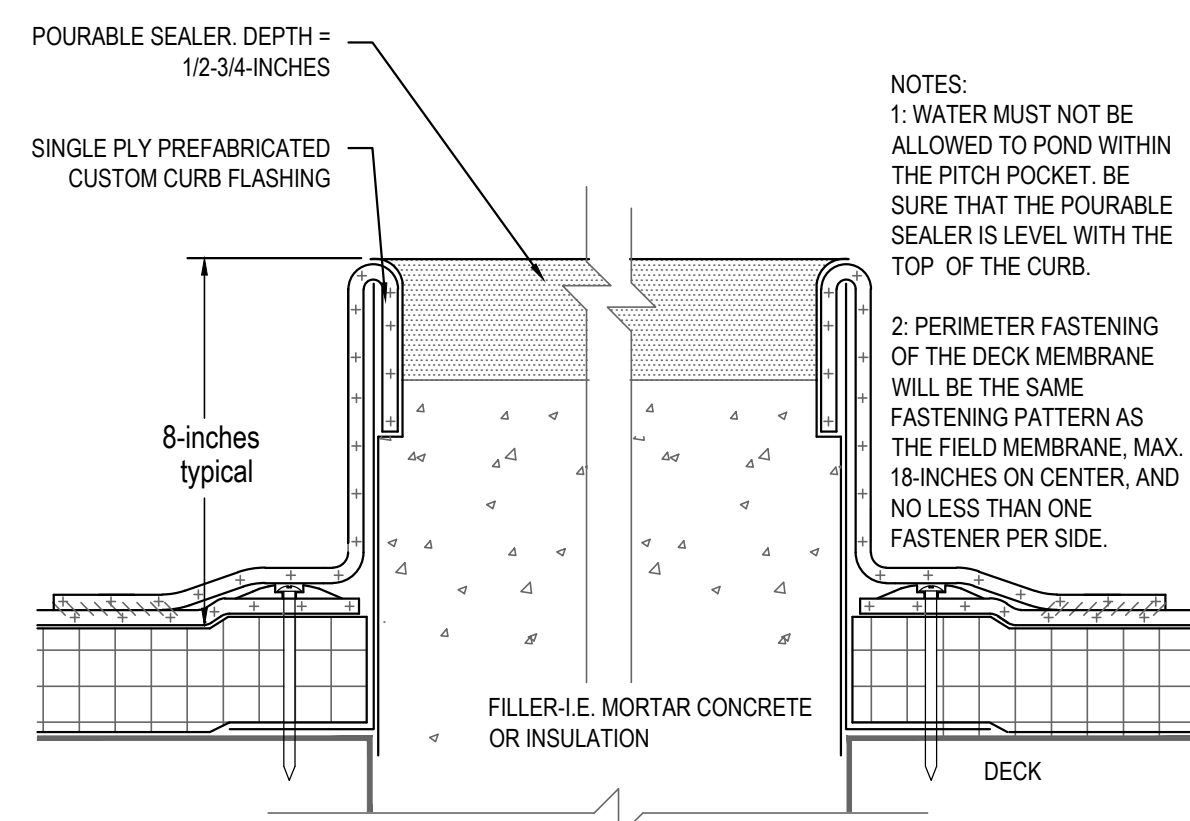
A-105

REFLECTED CEILING PLAN



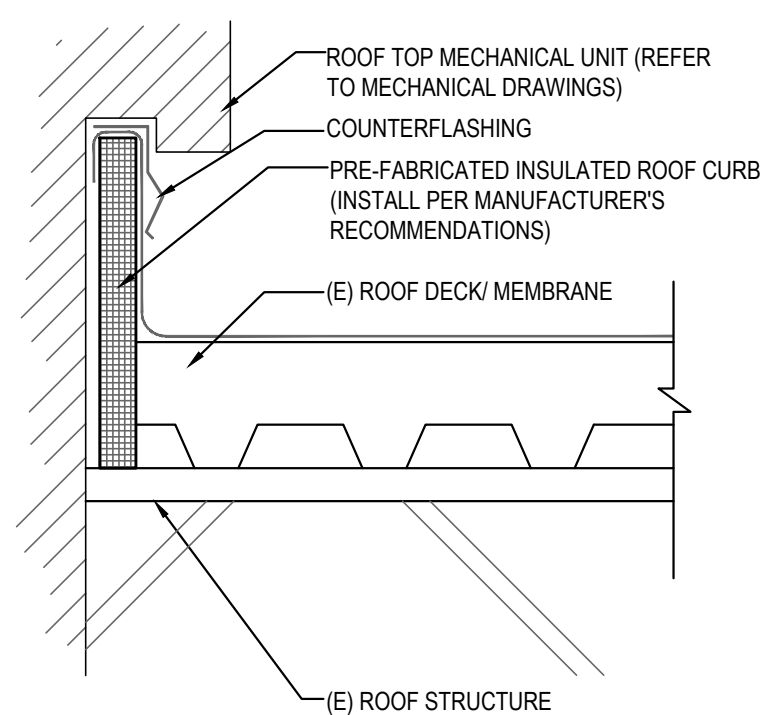
VENT PIPE ROOF PENETRATION DETAIL 4

NTS A-106



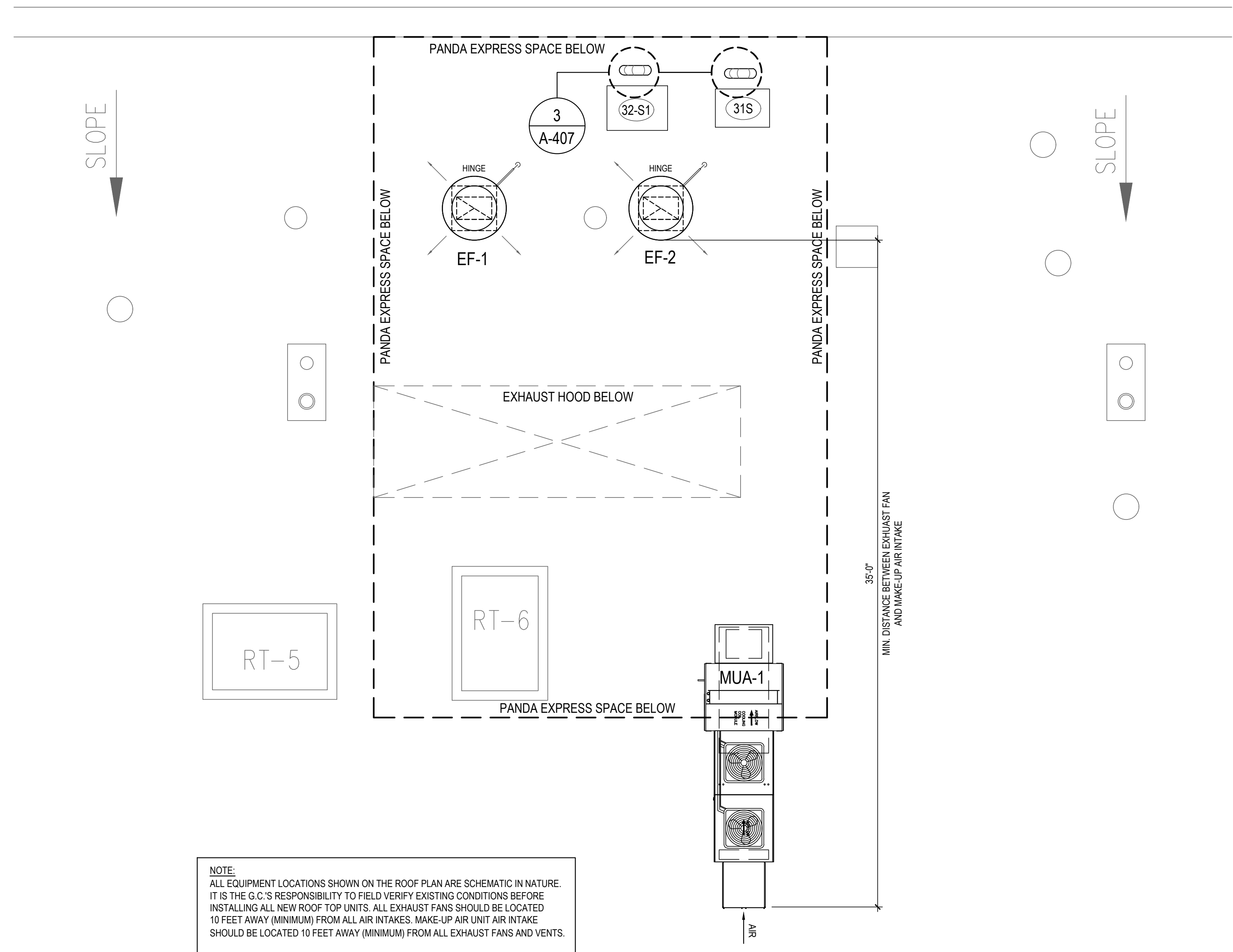
PITCH POCKET DETAIL 3

NTS A-106



MECHANICAL EQUIPMENT ROOF CURB DETAIL 2

NTS A-106



NOTE:
ALL EQUIPMENT LOCATIONS SHOWN ON THE ROOF PLAN ARE SCHEMATIC IN NATURE. IT IS THE G.C.'S RESPONSIBILITY TO FIELD VERIFY EXISTING CONDITIONS BEFORE INSTALLING ALL NEW ROOF TOP UNITS. ALL EXHAUST FANS SHOULD BE LOCATED 10 FEET AWAY (MINIMUM) FROM ALL AIR INTAKES. MAKE-UP AIR UNIT AIR INTAKE SHOULD BE LOCATED 10 FEET AWAY (MINIMUM) FROM ALL EXHAUST FANS AND VENTS.

ROOF PLAN 1

Scale: 1/4" = 1'-0" A-106



PANDA RESTAURANT GROUP INC.
1683 Walnut Grove Ave.
Rosemead, California
91770
Telephone: 626.799.9898
Facsimile: 626.372.8288

All ideas, designs, arrangement and plans indicated or represented by this drawing are the property of Panda Express Inc. and were created for use on this specific project. None of these ideas, designs, arrangements or plans may be used by or disclosed to any person, firm, or corporation without the written permission of Panda Express Inc.

REVISIONS:

ISSUE DATE:


1	35% SUBMITTAL	04/24/2020
2	95% SUBMITTAL	05/30/2020

DRAWN BY: STAFF

PANDA PROJECT #: D7432

ARCH PROJECT #:

GARY WANG
& ASSOCIATES, INC.
1000 Corporate Center Dr., Ste. 550
Monterey Park, CA 91754
TEL: (626) 288-6898 FAX: (626) 768-7101
http://www.garywang.com



PANDA EXPRESS

MINI-MALL - SPACE 115
INGERSOLL STREET
FT BENNING, GA

A-106

ROOF PLAN

BID SET (2020/05/28) NOT FOR CONSTRUCTION

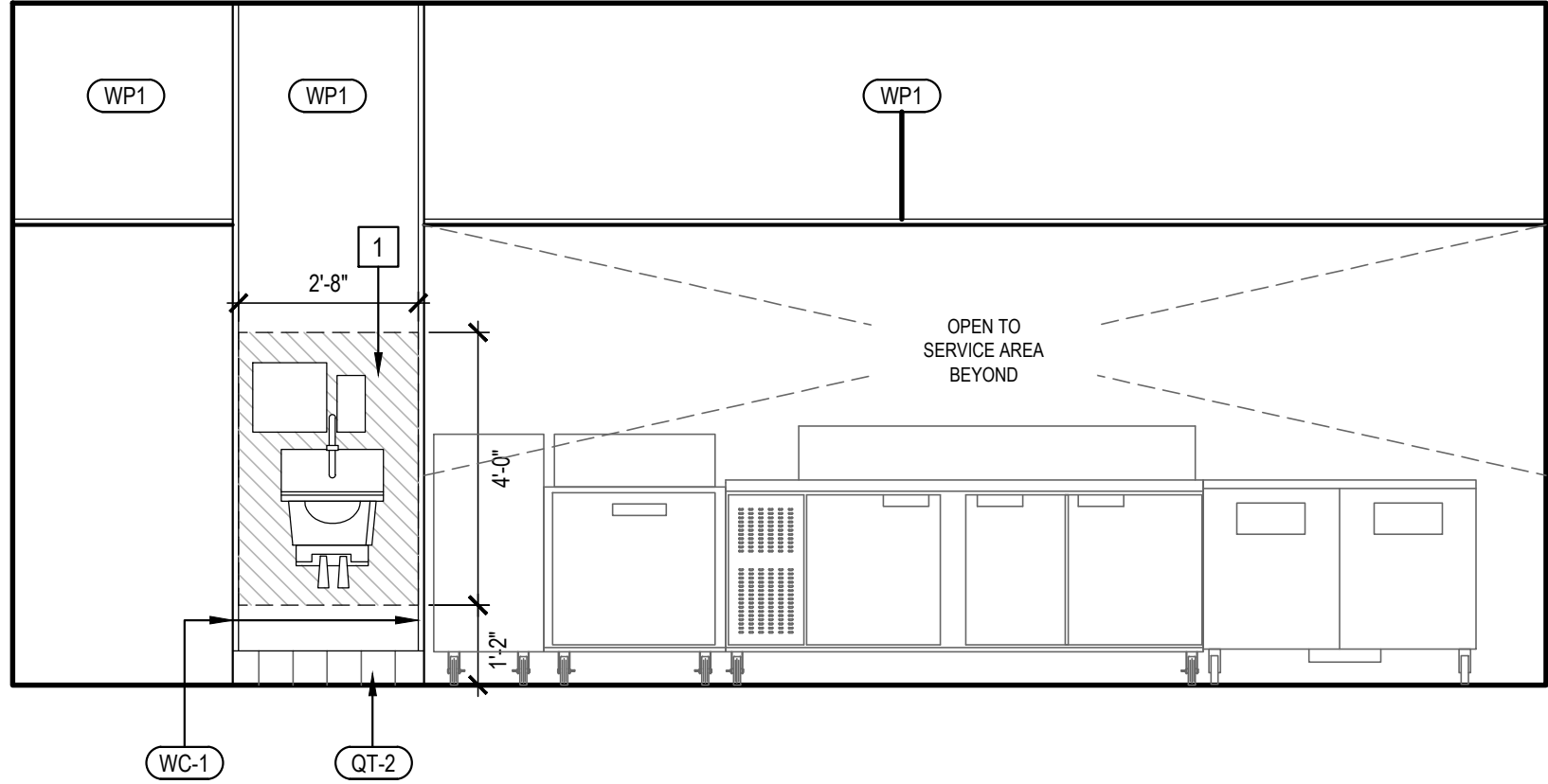
MATERIAL SCHEDULE

INSTALLED AND FURNISHED BY: G.C. UNLESS NOTED OTHERWISE

NO	MANUFACTURER	DESCRIPTION	SPECIFICATION	REMARKS	FURNISHED BY:	INSTALLED BY:	CONTACT
(WP1)	CRANE COMPOSITES INC.	F.R.P. THICKNESS: .075	COLOR: #636 (LIGHT GRAY)		G.C.	G.C.	WADE WARFORD 425.260.3495
(WP2)		S.S. PANEL (22 GA)	FINISH: STRAIGHT BRUSHED FINISH	FURNISHED BY PX/ INSTALLED BY G.C.	G.C.	G.C.	
(WP3)		S.S. PANEL (22 GA)	FINISH: DIAMOND PATTERN FINISH	FURNISHED BY PX/ INSTALLED BY G.C.	G.C.	G.C.	
(W102)	WOLF GORDON	PRINT WALL COVERING	COLOR: RED BAMBOO	CUSTOM WALL COVERING AVAILABLE ONLY FROM P.X. VENDOR	G.C.	G.C.	CATHY DY 310.770.1165
(QZ7)	CORIAN QUARTZ	COMPOSIT SOLID SURFACE	FINISH: POLISHED COLOR: LONDON SKY	SERVICE COUNTER TOP	G.C.	G.C.	
(P-101)	SHERWIN-WILLIAMS	PAINT	COLOR: SW 6252 ICE CUBE PROMAR 200, ZERO VOC, LATEX SEMI-GLOSS		G.C.	G.C.	
(P-106)	SHERWIN-WILLIAMS	PAINT	COLOR: SW 7020 BLACK FOX PROMAR 200, ZERO VOC, LATEX SEMI-GLOSS		G.C.	G.C.	
(QT)	DALTILE	QUARRY TILE	COLOR: ARID GRAY (0Q42) FINISH: PLAIN	MFR: MAPEI - 800.42.MAPEI- WWW.MAPEI.COM STYLE: LATEX MODIFIED GROUT #47 COLOR/FINISH: CHARCOAL/SANDED SIZE: 3/16"	G.C.	G.C.	
(QT-1)	DALTILE	QUARRY TILE	COLOR: ARID GRAY (0Q42) FINISH: ABRASIVE	MFR: MAPEI - 800.42.MAPEI- WWW.MAPEI.COM STYLE: LATEX MODIFIED GROUT #47 COLOR/FINISH: CHARCOAL/SANDED SIZE: 3/16"	G.C.	G.C.	
(QT-2)	DALTILE -COVE BASE	QUARRY TILE COVE BASE	COLOR: ARID GRAY (0Q42) FINISH: PLAIN	MFR: MAPEI - 800.42.MAPEI- WWW.MAPEI.COM STYLE: LATEX MODIFIED GROUT #47 COLOR/FINISH: CHARCOAL/SANDED SIZE: 3/16"	G.C.	G.C.	
(T-96)	DALTILE - ANCHORAGE	6"X12" COVE BASE S-36C9T	COLOR: BACK AC10 FINISH: UNPOLISHED	MFR: MAPEI - 800.42.MAPEI- WWW.MAPEI.COM STYLE: LATEX MODIFIED GROUT #47 COLOR/FINISH: CHARCOAL/SANDED SIZE: 1/8"	G.C.	G.C.	NATIONAL ACCOUNTS@ DAL TILE.COM PH: (877) 556-5728
(T-110)	DALTILE FOREST PARK	WALL TILE/ MIX OF: 9"X36" AND 6" X 36"	COLOR: TIMBERLAND FP97	MFR: MAPEI - 800.42.MAPEI- WWW.MAPEI.COM STYLE: LATEX MODIFIED GROUT #07 COLOR/FINISH: CHOCOLATE/ SANDED SIZE: 1/8"	G.C.	G.C.	NATIONAL ACCOUNTS@ DAL TILE.COM PH: (877) 556-5728
(T-112)	DALTILE NERO	SIZE: 12"X12"	COLOR: P406	MFR: CUSTOM BUILDING PRODUCTS STYLE: LATEX MODIFIED GROUT #370 COLOR/FINISH: DOVE GRAY"	G.C.	G.C.	NATIONAL ACCOUNTS@ DAL TILE.COM PH: (877) 556-5728
(S2a)	SCHULT IND	60" Ø HEAT-INFUSED FAMILY SEAL	COLOR: WHITE		G.C.	G.C.	JEFFREY SCHULT 1800.783.8998 EXT. 226 JSCHULT@SCHULT.COM

MATERIAL SCHEDULES 6

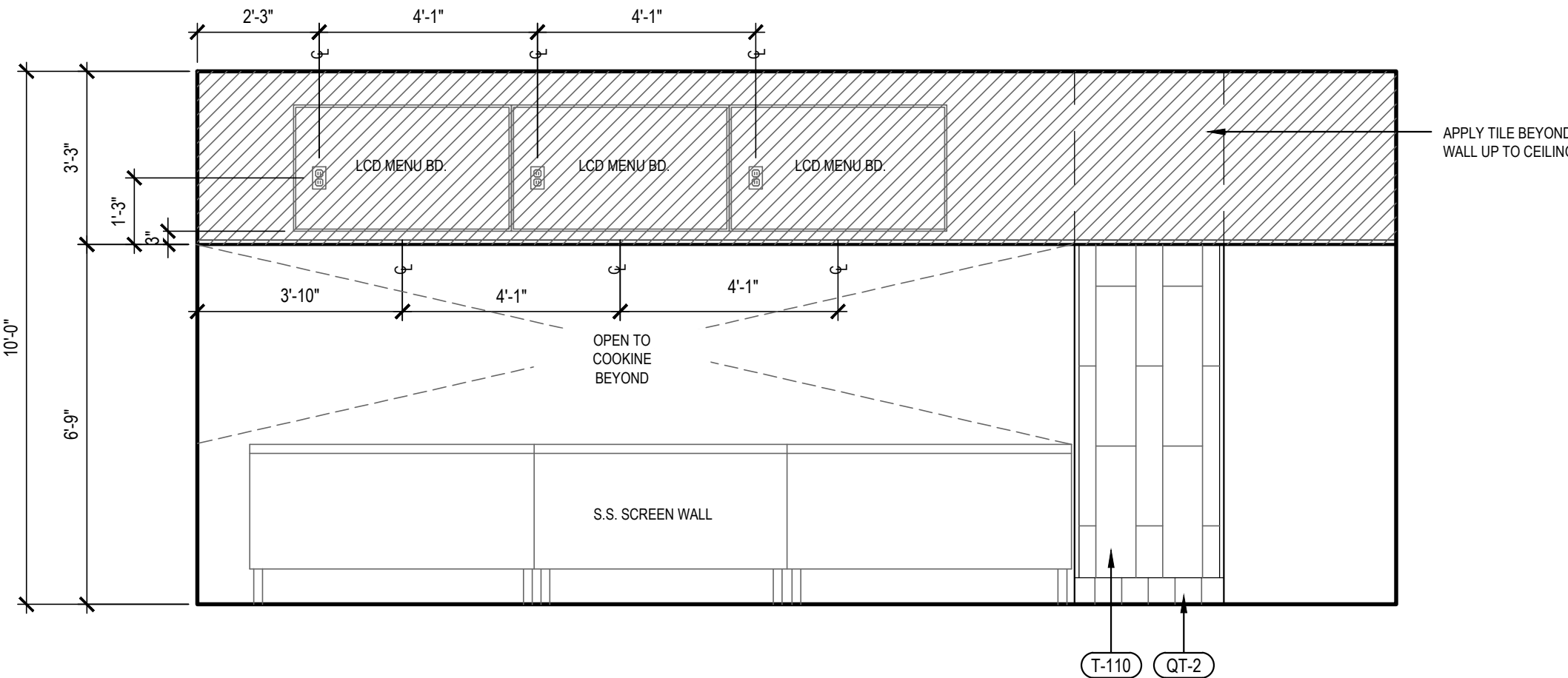
NTS A-200



INTERIOR ELEVATION 4

Scale: 3/8" = 1'-0"

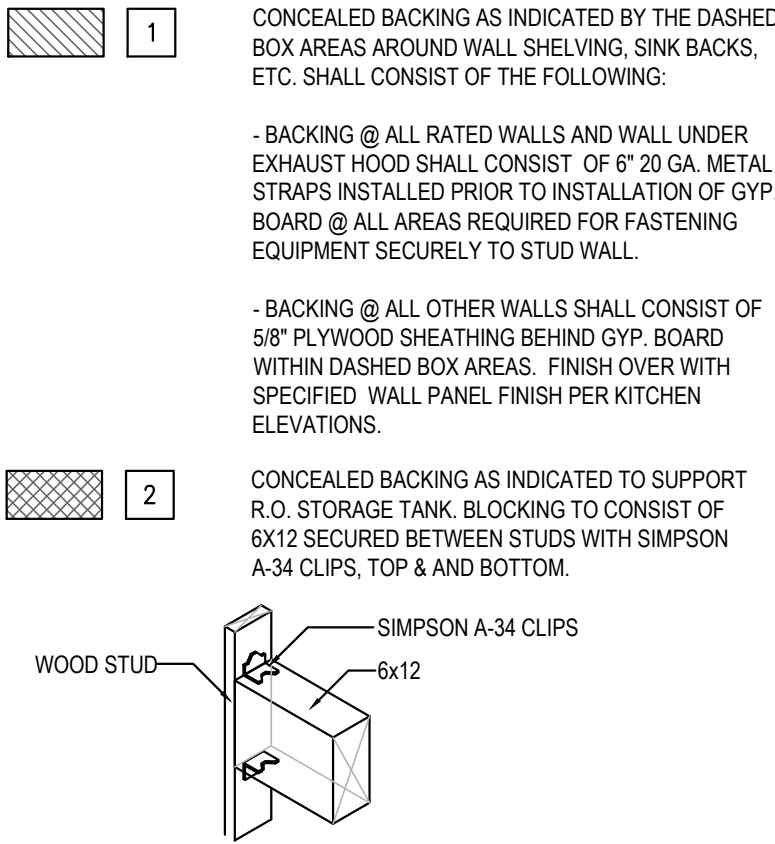
A-200



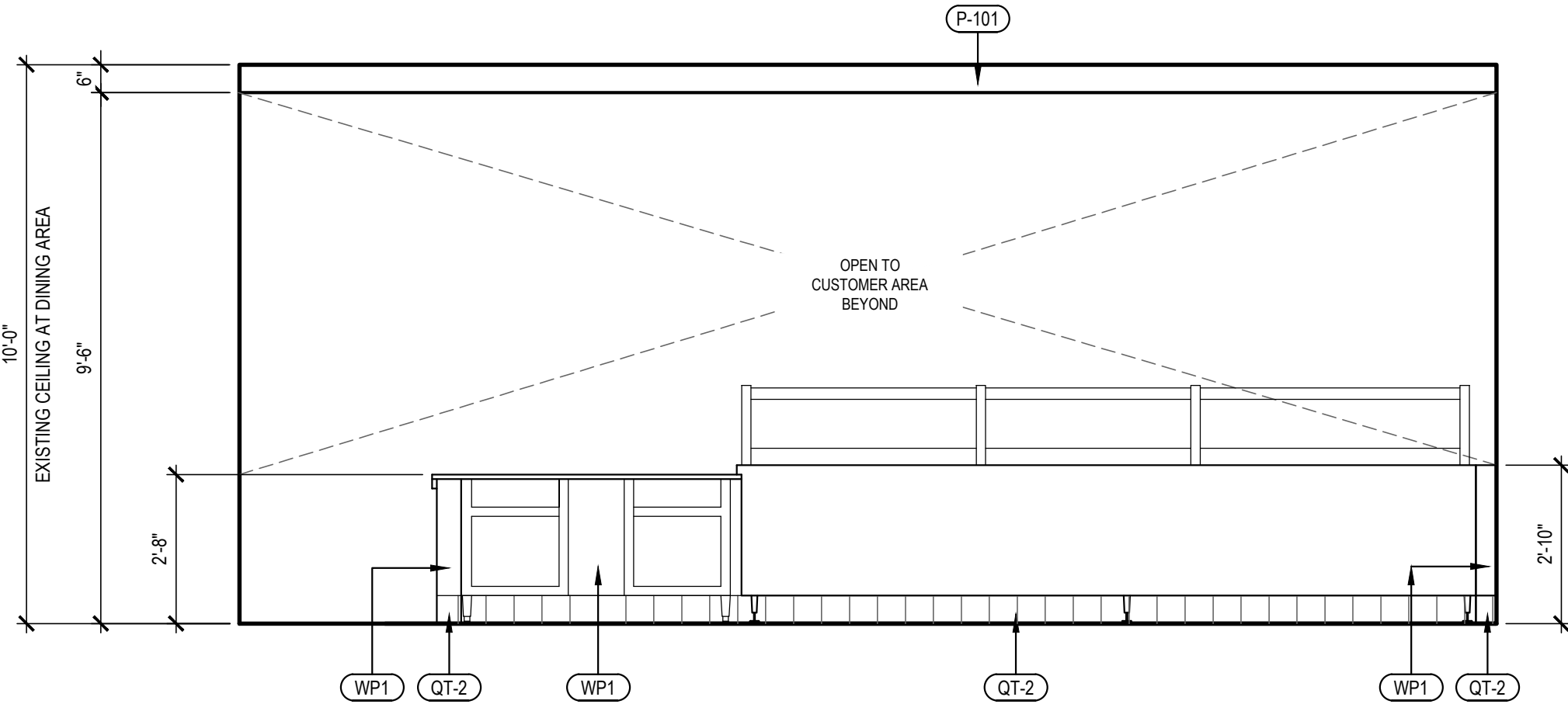
INTERIOR ELEVATION 2

Scale: 3/8" = 1'-0"

A-200



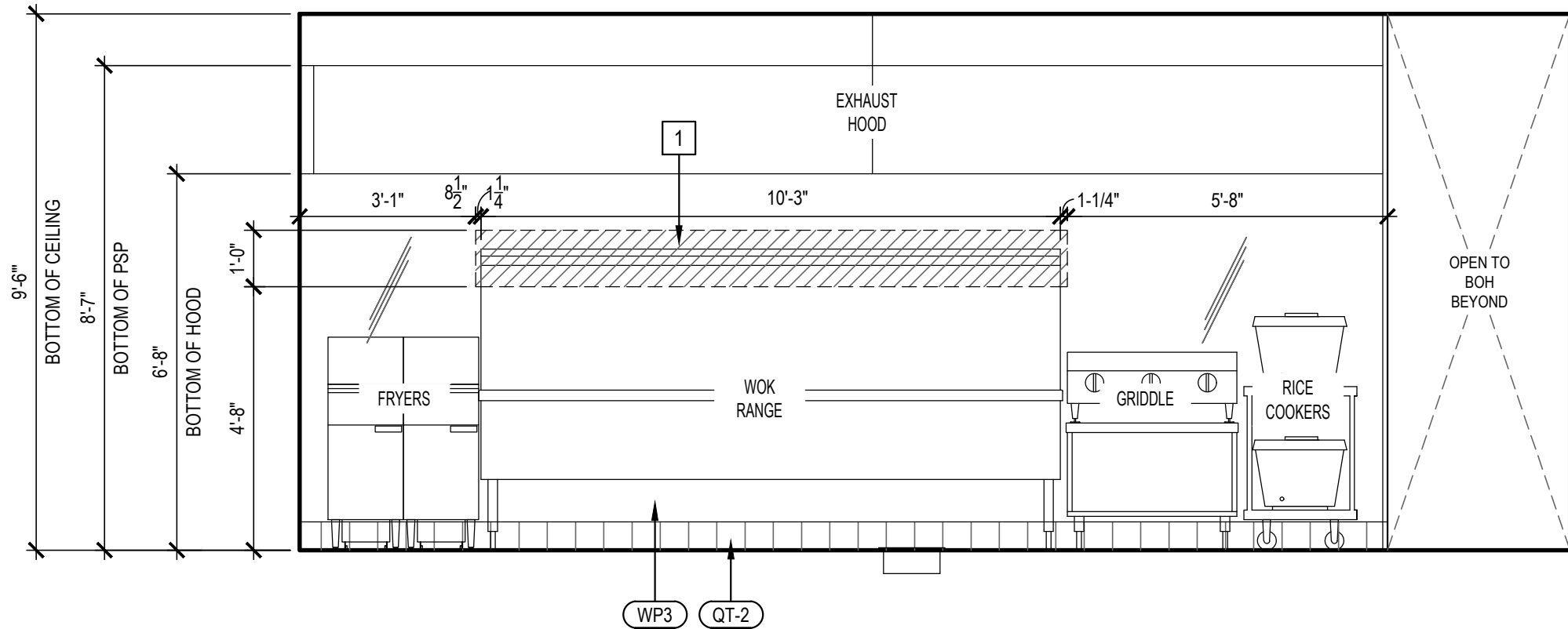
BLOCKNG DETAIL/ NOTES



INTERIOR ELEVATION 5

Scale: 3/8" = 1'-0"

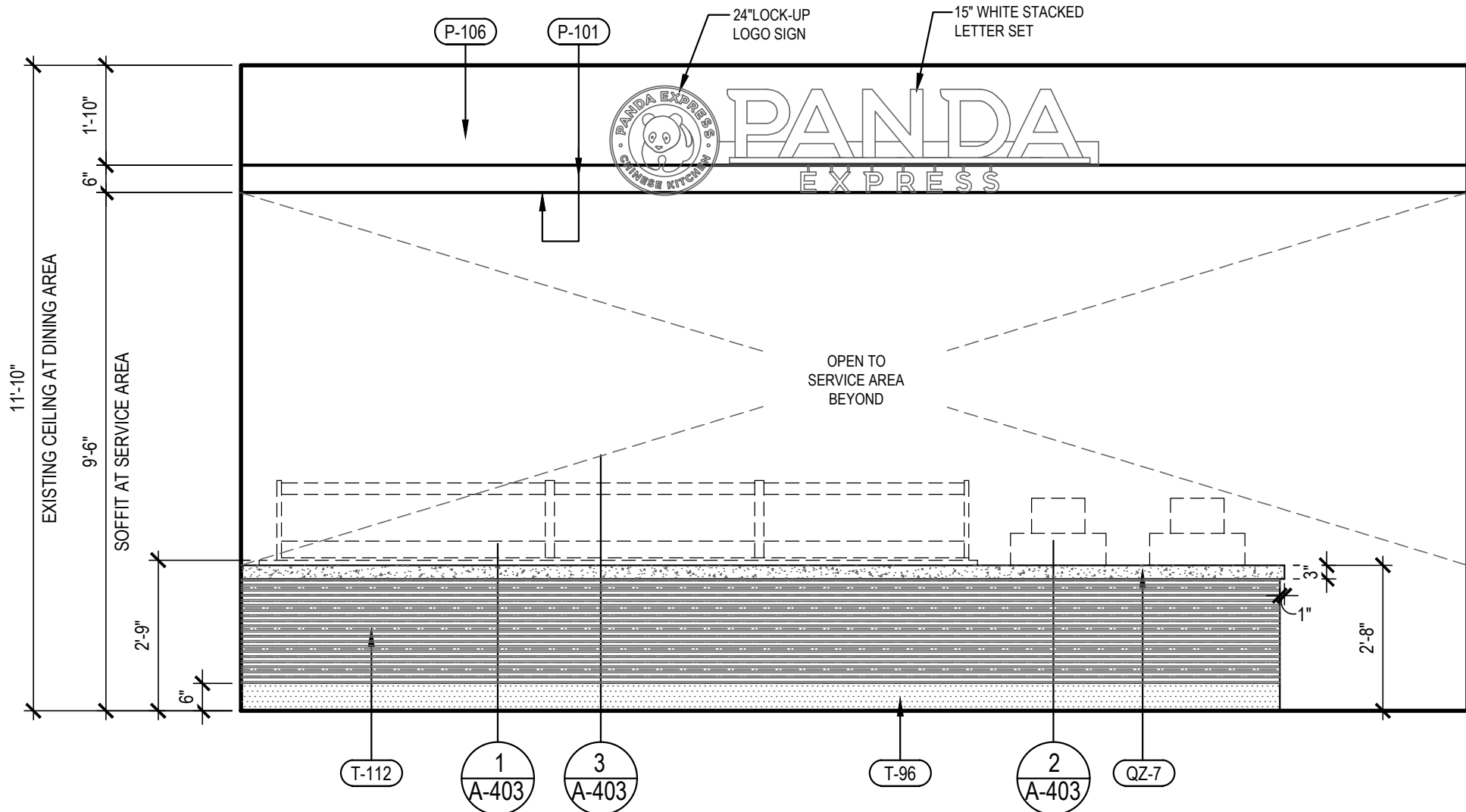
A-200



INTERIOR ELEVATION 3

Scale: 3/8" = 1'-0"

A-200



INTERIOR ELEVATION 1

Scale: 3/8" = 1'-0"

A-200



PANDA RESTAURANT GROUP INC.
1683 Walnut Grove Ave.
Rosemead, California
91770
Telephone: 626.799.9898
Facsimile: 626.372.8288

All ideas, designs, arrangement and plans indicated or represented by this drawing are the property of Panda Express Inc. and were created for use on this specific project. None of these ideas, designs, arrangements or plans may be used by or disclosed to any person, firm, or corporation without the written permission of Panda Express Inc.

REVISIONS:

ISSUE DATE:

1	35% SUBMITTAL	04/24/2020
2	95% SUBMITTAL	05/30/2020

DRAWN BY: STAFF


PANDA PROJECT #: D7432

ARCH PROJECT #:



GARY WANG
& ASSOCIATES, INC.

1000 Corporate Center Dr., Ste. 550
Monterey Park, CA 91754
TEL: (626) 288-6898 FAX: (626) 768-7101
http://www.garywang.com



PANDA EXPRESS


MINI-MALL - SPACE 115
INGERSOLL STREET
FT BENNING, GA

A-200


INTERIOR ELEVATIONS

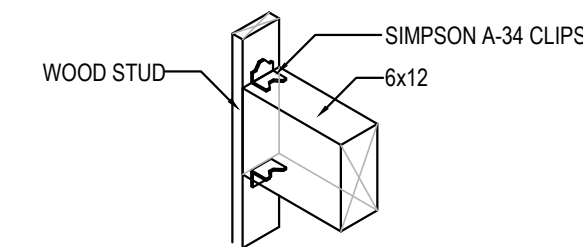
BID SET (2020/05/28) NOT FOR CONSTRUCTION

INSTALLED AND FURNISHED BY: G.C. UNLESS NOTED OTHERWISE

 **1** CONCEALED BACKING AS INDICATED BY THE DASHED BOX AREAS AROUND WALL SHELVING, SINK BACKS, ETC. SHALL CONSIST OF THE FOLLOWING:

- BACKING @ ALL RATED WALLS AND WALL UNDER EXHAUST HOOD SHALL CONSIST OF 6" 20 GA. METAL STRAPS INSTALLED PRIOR TO INSTALLATION OF GYP BOARD @ ALL AREAS REQUIRED FOR FASTENING EQUIPMENT SECURELY TO STUD WALL.
- BACKING @ ALL OTHER WALLS SHALL CONSIST OF 5/8" PLYWOOD SHEATHING BEHIND GYP BOARD WITH DASHED BOX AREAS. FINISH OVER WITH SPECIFIED WALL PANEL FINISH PER KITCHEN ELEVATIONS.

 **2** CONCEALED BACKING AS INDICATED TO SUPPORT R.O. STORAGE TANK. BLOCKING TO BE INSTALLED TO B-142 SECURED BETWEEN STUDS WITH SIMPSON A-314 CLIPS, TOP & BOTTOM.



9'-5"

4'-4"

8'-0"

6'-5"

6'-9"

1'-2"

1'-6"

1

BLOCKING

3'-3"

BLOCKING

2'-11"

4'-3"

3'-5"

WASH RINSE

F.S.

K-CHEM SYSTEM

SANITIZING

OT-2

WP1

OPEN TO COOKLINE BEYOND

MICROWAVE

Diagram Description: This elevation view shows the front of the food service unit. On the left, a microwave is mounted on a shelf, with an arrow pointing to the cookline beyond. The unit features a central section with a hatched pattern, labeled 'BLOCKING', and a lower section with a 'WASH RINSE' and 'F.S.' (Food Service) area. To the right of the central section is a 'K-CHEM SYSTEM' for 'SANITIZING'. Dimensions are provided for various components and clearances. A dashed line indicates the unit is 'OPEN TO COOKLINE BEYOND'. Callouts 'OT-2' and 'WP1' are shown at the bottom right.

6

NTS

A-201

3

Scale: 3/8" = 1'-0"

A-201



Scale: 3/8" = 1'-0"

A-201



Scale: 3/8" = 1'-0"

A-201



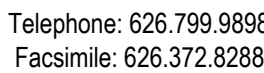
Scale: 3/8" = 1'-0"

A-201



Scale: 3/8" = 1'-0"

A-201



All ideas, designs, arrangement and plans indicated or represented by this drawing are the property of Panda Express Inc. and were created for use on this specific project. None of these ideas, designs, arrangements or plans may be used by or disclosed to any person, firm, or corporation without the written permission of Panda Express Inc.

REVISIONS:

ISSUE DATE:


DRAWN BY: STAFF

PANDA PROJECT #: D7432

ARCH PROJECT #



1000 Corporate Center Dr., Ste. 550
Monterey Park, CA 91754
TEL: (626) 288-6898 FAX: (626) 768-7101
<http://www.garywang.com>



MINI-MALL - SPACE 115
INGERSOLL STREET
FT BENNING, GA

A-201

INTERIOR ELEVATIONS

MATERIAL SCHEDULE

INSTALLED AND FURNISHED BY: G.C. UNLESS NOTED OTHERWISE

NO	MANUFACTURER	DESCRIPTION	SPECIFICATION	REMARKS	FURNISHED BY:	INSTALLED BY:	CONTACT
(WP1)	CRANE COMPOSITES INC.	F.R.P. THICKNESS: .075	COLOR: #636 (LIGHT GRAY)		G.C.	G.C.	WADE WARFORD 425.260.3495
(WP2)		S.S. PANEL (22 GA)	FINISH: STRAIGHT BRUSHED FINISH	FURNISHED BY PX/ INSTALLED BY G.C.	G.C.	G.C.	
(WP3)		S.S. PANEL (22 GA)	FINISH: DIAMOND PATTERN FINISH	FURNISHED BY PX/ INSTALLED BY G.C.	G.C.	G.C.	
(W102)	WOLF GORDON	PRINT WALL COVERING	COLOR: RED BAMBOO	CUSTOM WALL COVERING AVAILABLE ONLY FROM P.X. VENDOR	G.C.	G.C.	CATHY DY 310.770.1165
(Q27)	CORIAN QUARTZ	COMPOSIT SOLID SURFACE	FINISH: POLISHED COLOR: LONDON SKY	SERVICE COUNTER TOP	G.C.	G.C.	
(P-101)	SHERWIN-WILLIAMS	PAINT	COLOR: SW 6252 ICE CUBE PROMAR 200, ZERO VOC, LATEX SEMI-GLOSS		G.C.	G.C.	
(P-106)	SHERWIN-WILLIAMS	PAINT	COLOR: SW 7020 BLACK FOX PROMAR 200, ZERO VOC, LATEX SEMI-GLOSS		G.C.	G.C.	
(QT)	DALTILE	QUARRY TILE	COLOR: ARID GRAY (Q042) FINISH: PLAIN	MFR: MAPEI - 800.42.MAPEI- WWW.MAPEI.COM STYLE: LATEX MODIFIED GROUT #47 COLOR/FINISH: CHARCOAL/SANDED SIZE: 3/16"	G.C.	G.C.	
(QT-1)	DALTILE	QUARRY TILE	COLOR: ARID GRAY (Q042) FINISH: ABRASIVE	MFR: MAPEI - 800.42.MAPEI- WWW.MAPEI.COM STYLE: LATEX MODIFIED GROUT #47 COLOR/FINISH: CHARCOAL/SANDED SIZE: 3/16"	G.C.	G.C.	
(QT-2)	DALTILE - COVE BASE	QUARRY TILE COVE BASE	COLOR: ARID GRAY (Q042) FINISH: PLAIN	MFR: MAPEI - 800.42.MAPEI- WWW.MAPEI.COM STYLE: LATEX MODIFIED GROUT #47 COLOR/FINISH: CHARCOAL/SANDED SIZE: 3/16"	G.C.	G.C.	
(T-96)	DALTILE - ANCHORAGE	6"X12" COVE BASE S-36C9T	COLOR: BACK AC10 FINISH: UNPOLISHED	MFR: MAPEI - 800.42.MAPEI- WWW.MAPEI.COM STYLE: LATEX MODIFIED GROUT #47 COLOR/FINISH: CHARCOAL/SANDED SIZE: 1/8"	G.C.	G.C.	NATIONAL ACCOUNTS@ DAL.TILE.COM PH: (877) 556-5728
(T-110)	DALTILE FOREST PARK	WALL TILE/ MIX OF: 9"X36" AND 6" X 36"	COLOR: TIMBERLAND FP97	MFR: MAPEI - 800.42.MAPEI- WWW.MAPEI.COM STYLE: LATEX MODIFIED GROUT #07 COLOR/FINISH: CHOCOLATE/ SANDED SIZE: 1/8"	G.C.	G.C.	NATIONAL ACCOUNTS@ DAL.TILE.COM PH: (877) 556-5728
(T-112)	DALTILE NERO	SIZE: 12"X12"	COLOR: P406	MFR: CUSTOM BUILDING PRODUCTS STYLE: LATEX MODIFIED GROUT #370 COLOR/FINISH: DOVE GRAY"	G.C.	G.C.	NATIONAL ACCOUNTS@ DAL.TILE.COM PH: (877) 556-5728
(S2a)	SCHULT IND	60" Ø HEAT-INFUSED FAMILY SEAL	COLOR: WHITE		G.C.	G.C.	JEFFREY SCHULT 1800.783.8998 EXT. 226 JSCHULT@SCHULT.COM

MATERIAL SCHEDULES

6

NTS

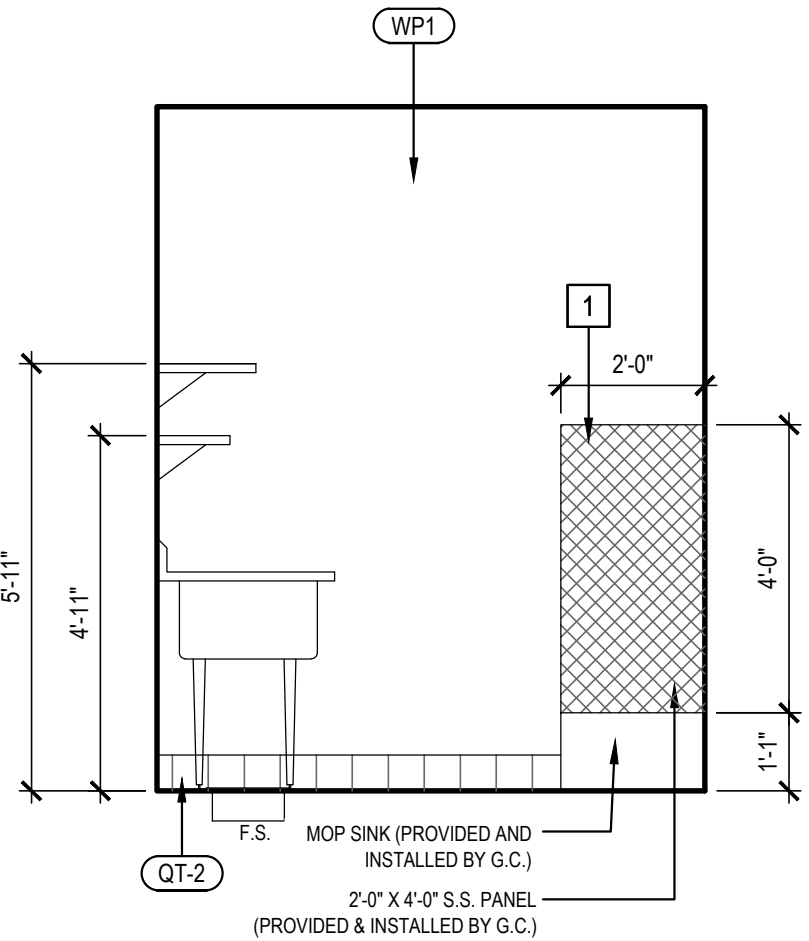
A-202

NOT USED

3

Scale: 3/8" = 1'-0"

A-202



NOT USED

5

Scale: 3/8" = 1'-0"

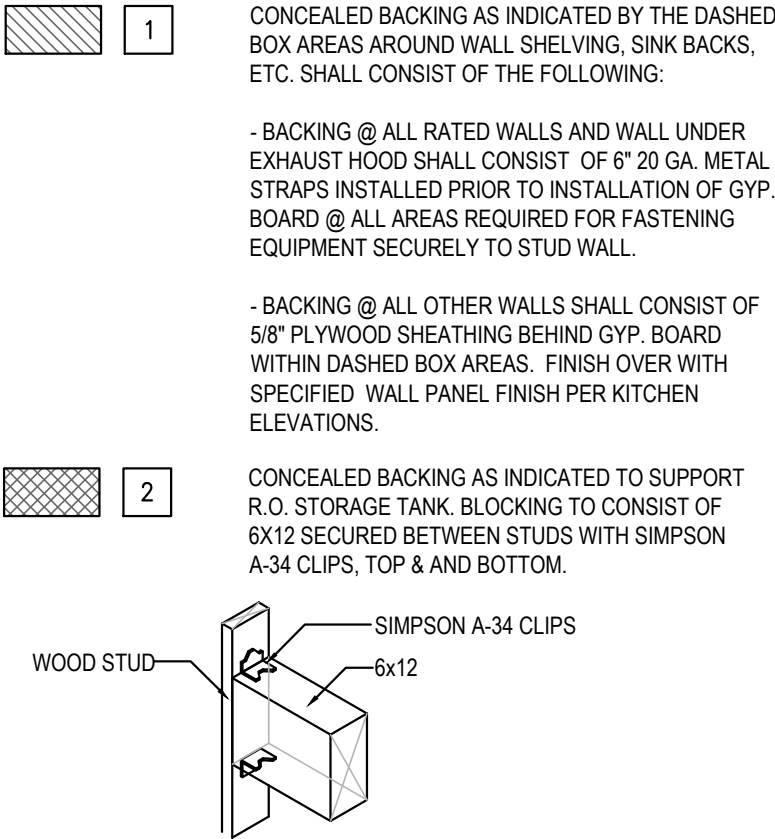
A-202

INTERIOR ELEVATION

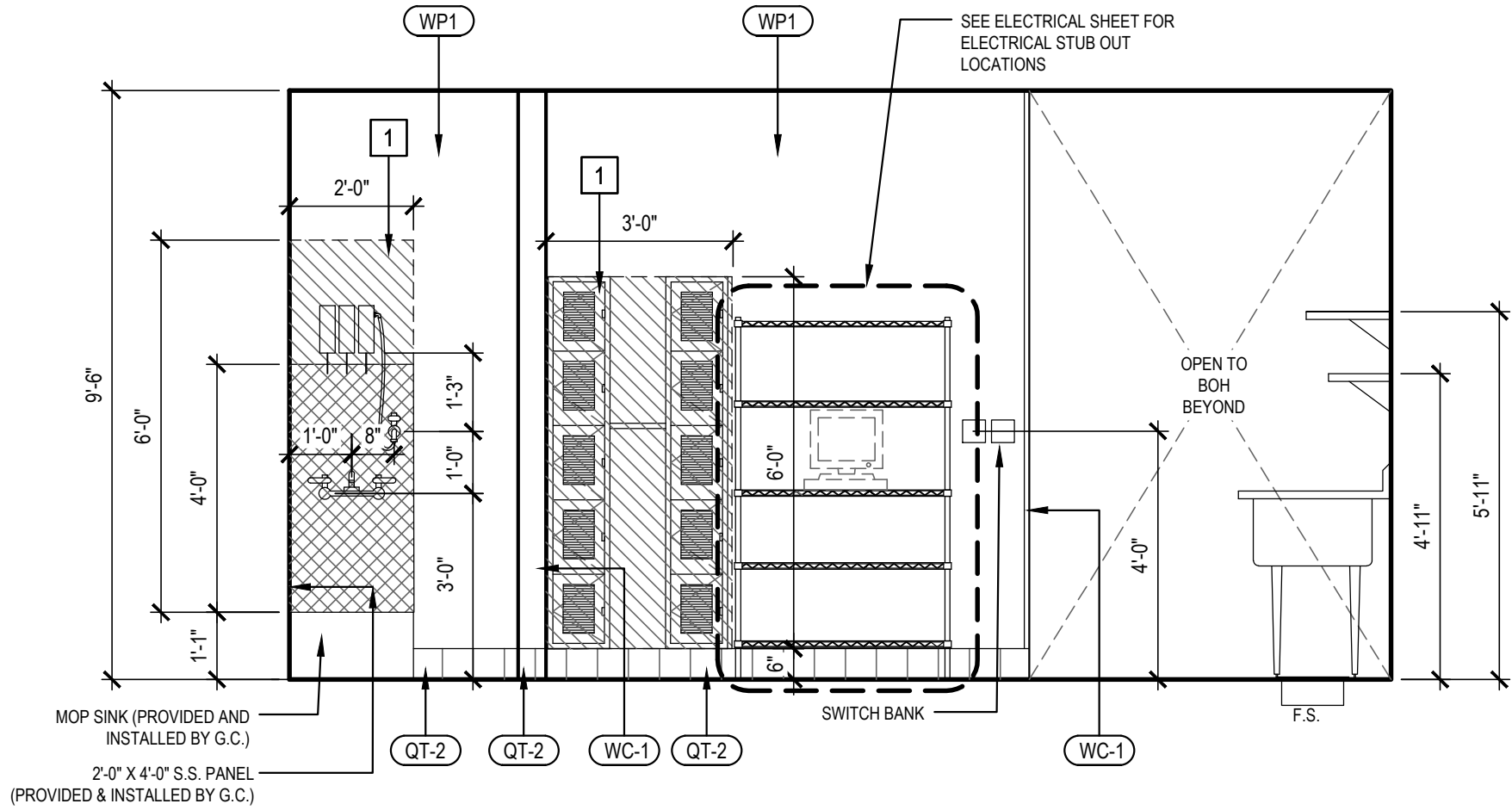
2

Scale: 3/8" = 1'-0"

A-202



BLOCKNG DETAIL/ NOTES



NOT USED

4

Scale: 3/8" = 1'-0"

A-202

INTERIOR ELEVATION

1

Scale: 3/8" = 1'-0"

A-202



PANDA RESTAURANT GROUP INC.

1683 Walnut Grove Ave.
Rosemead, California
91770

Telephone: 626.799.9898
Facsimile: 626.372.8288

All ideas, designs, arrangement and plans indicated or represented by this drawing are the property of Panda Express Inc. and were created for use on this specific project. None of these ideas, designs, arrangements or plans may be used by or disclosed to any person, firm, or corporation without the written permission of Panda Express Inc.

REVISIONS:

ISSUE DATE:

1	35% SUBMITTAL	04/24/2020
2	95% SUBMITTAL	05/30/2020

DRAWN BY: STAFF


PANDA PROJECT #: D7432

ARCH PROJECT #:



GARY WANG
& ASSOCIATES, INC.

1000 Corporate Center Dr., Ste. 550
Monterey Park, CA 91754
TEL: (626) 288-6898 FAX: (626) 768-7101
http://www.garywang.com

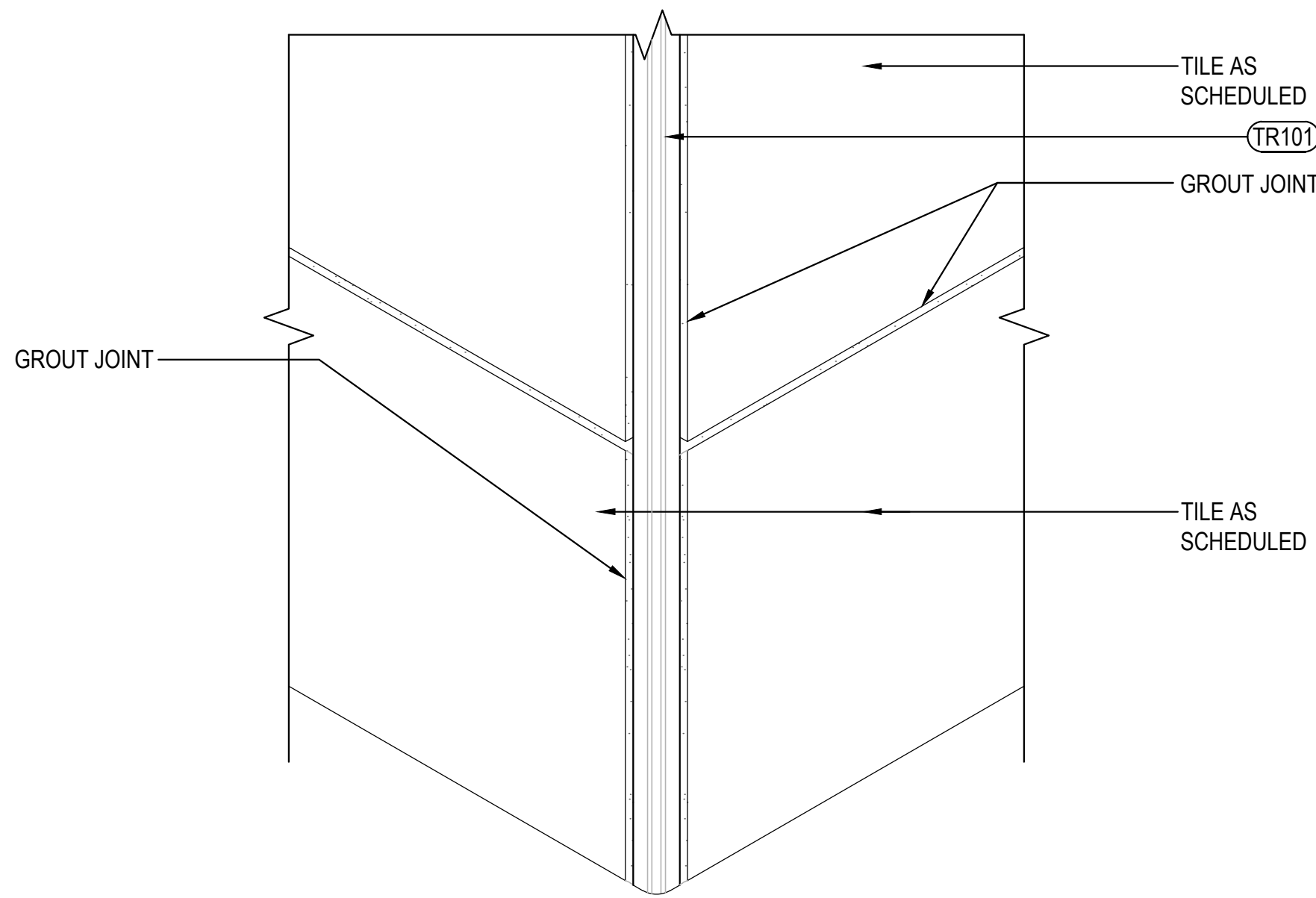


PANDA EXPRESS

MINI-MALL - SPACE 115
INGERSOLL STREET
FT BENNING, GA

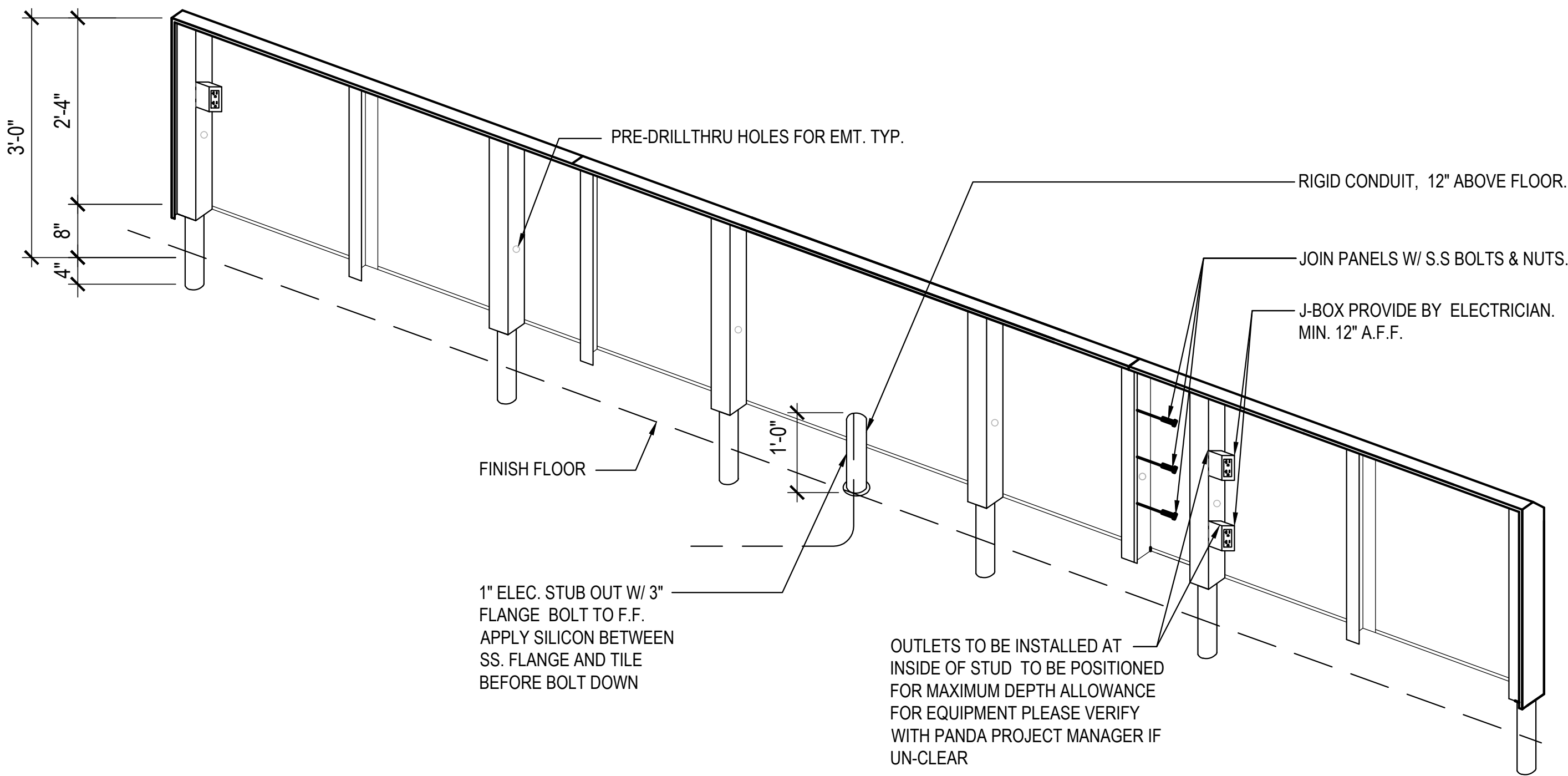
A-202

INTERIOR ELEVATIONS



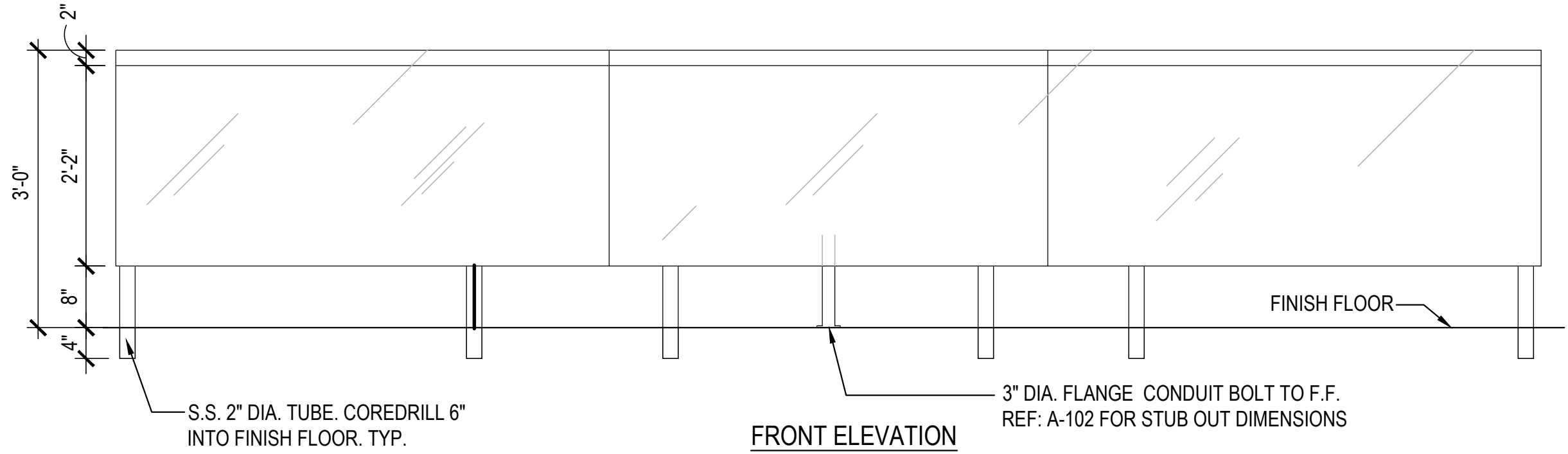
OUTSIDE CORNER DETAIL 3

SCALE: 6" = 1'-0" A-400

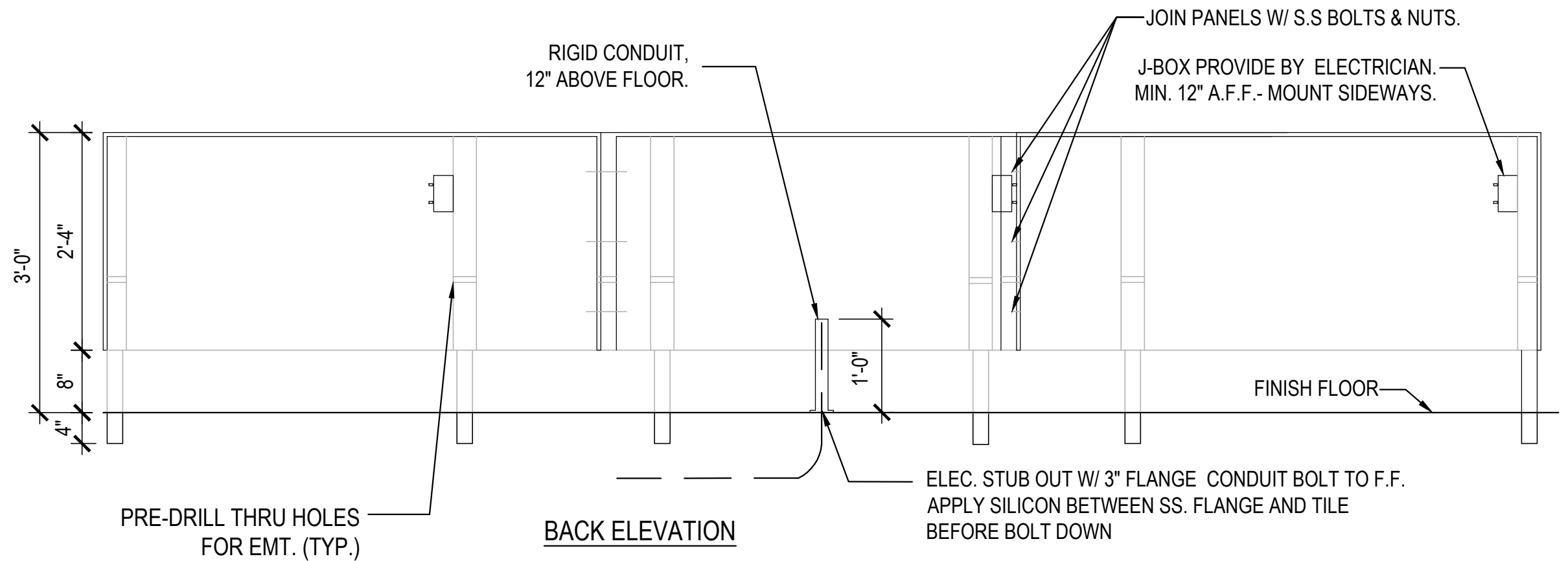


STAINLESS STEEL OUTLET PANEL (ISOMETRIC VIEW) 2

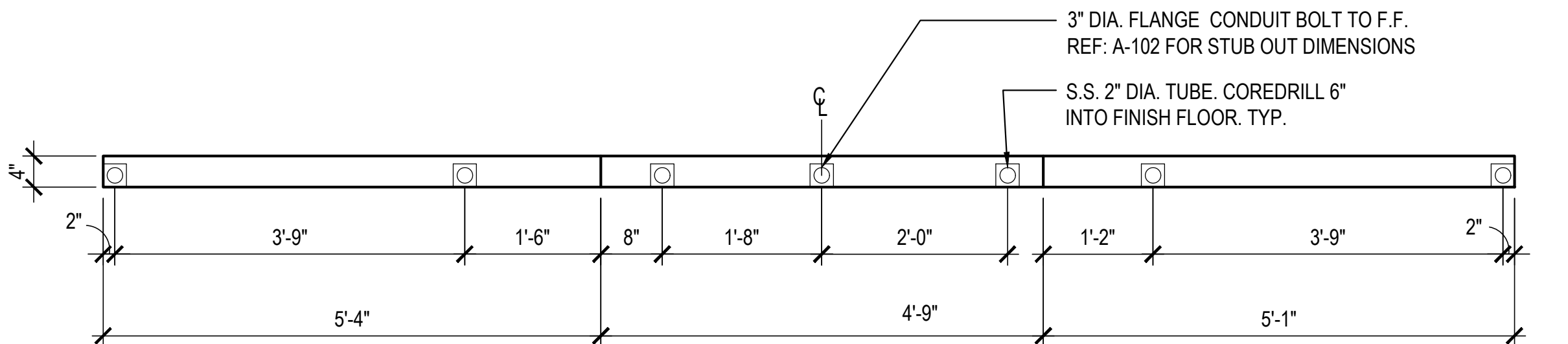
SCALE: NTS A-400



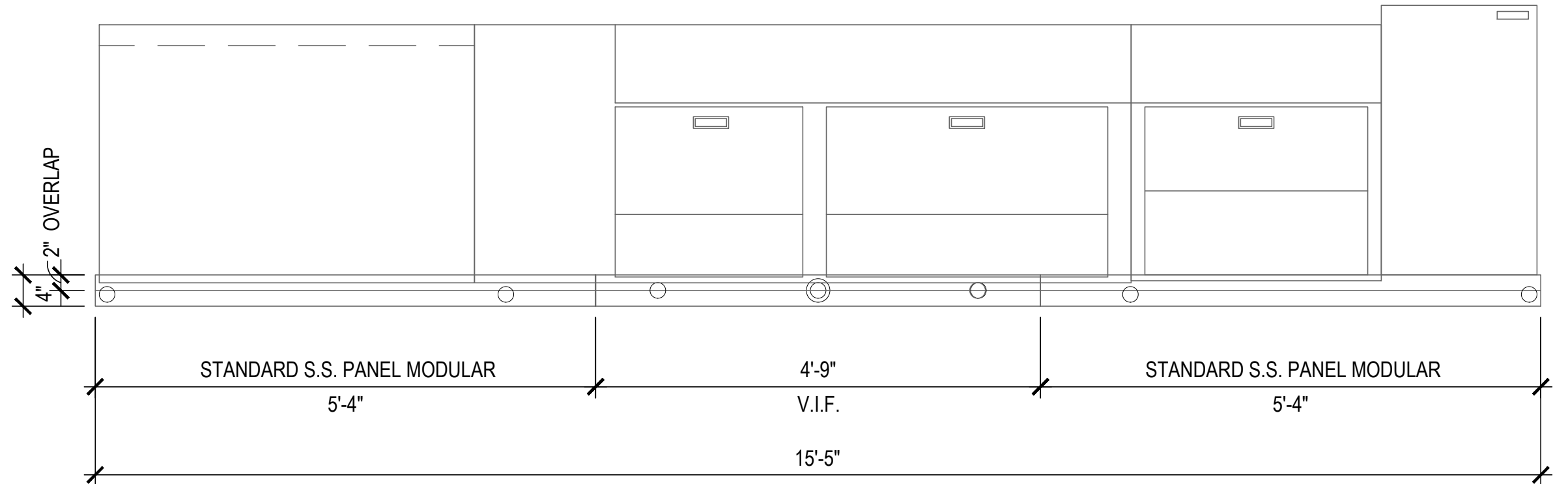
FRONT ELEVATION



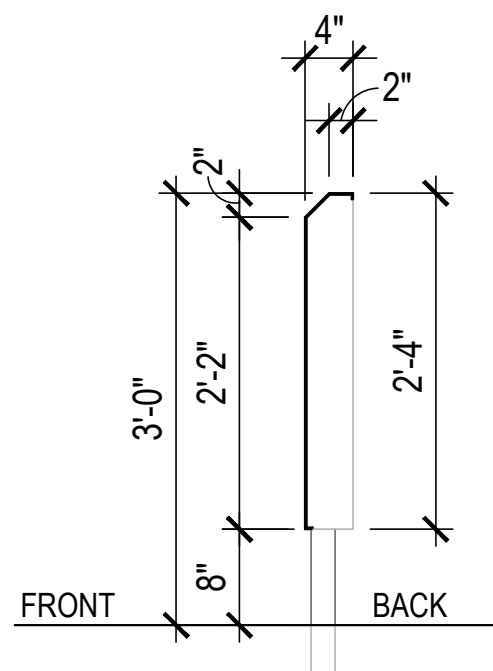
BACK ELEVATION



BOTTOM VIEW



TOP VIEW



SECTION VIEW

STAINLESS STEEL OUTLET PANEL

SCALE: NTS



PANDA RESTAURANT GROUP INC.
1683 Walnut Grove Ave.
Rosemead, California
91770
Telephone: 626.799.9898
Facsimile: 626.372.8288

All ideas, designs, arrangement and plans indicated or represented by this drawing are the property of Panda Express Inc. and were created for use on this specific project. None of these ideas, designs, arrangements or plans may be used by or disclosed to any person, firm, or corporation without the written permission of Panda Express Inc.

REVISIONS:

ISSUE DATE:

1	35% SUBMITTAL	04/24/2020
2	95% SUBMITTAL	05/30/2020

DRAWN BY: STAFF


PANDA PROJECT #: D7432

ARCH PROJECT #:



GARY WANG
& ASSOCIATES, INC.

1000 Corporate Center Dr., Ste. 550
Monterey Park, CA 91754
TEL: (626) 288-6898 FAX: (626) 768-7101
<http://www.garywang.com>



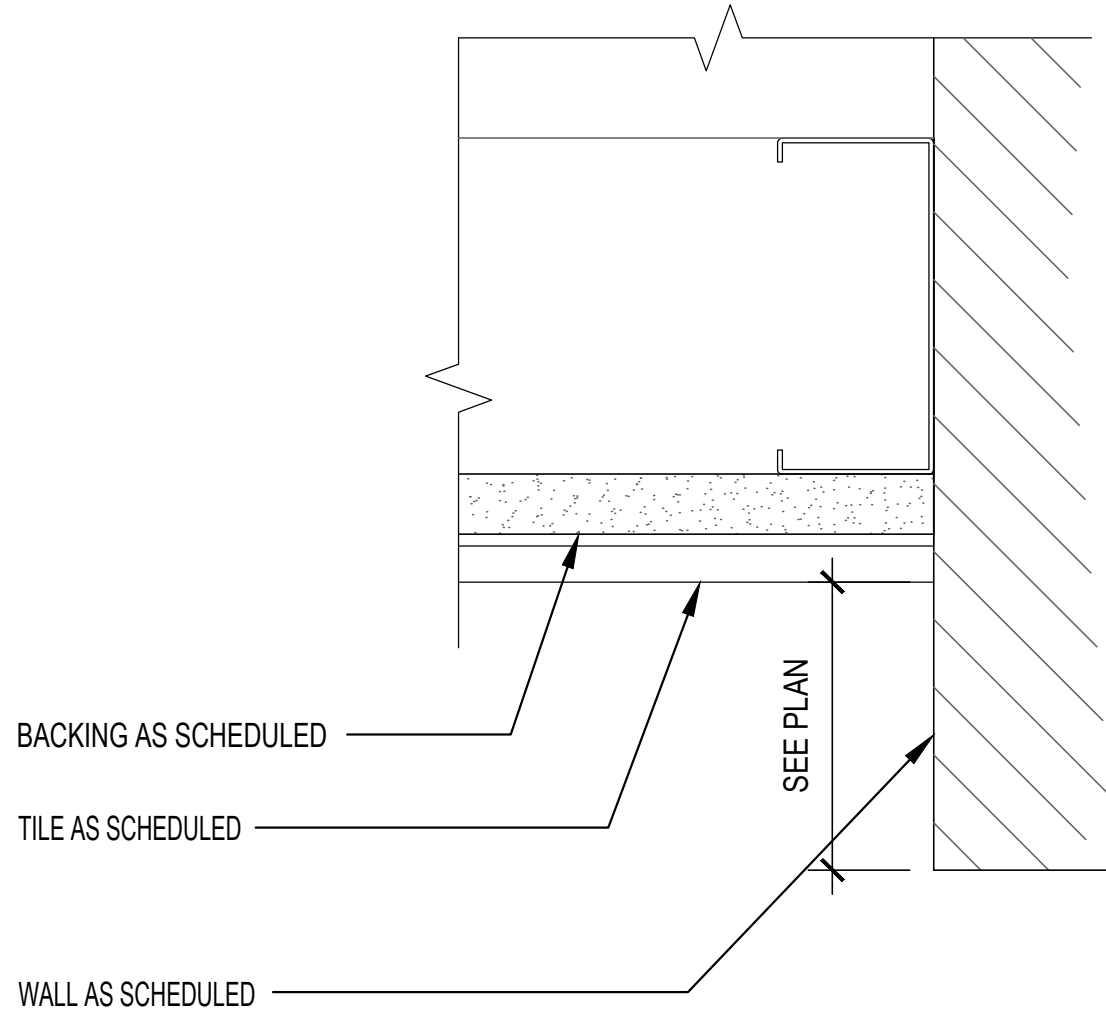
PANDA EXPRESS

MINI-MALL - SPACE 115
INGERSOLL STREET
FT BENNING, GA

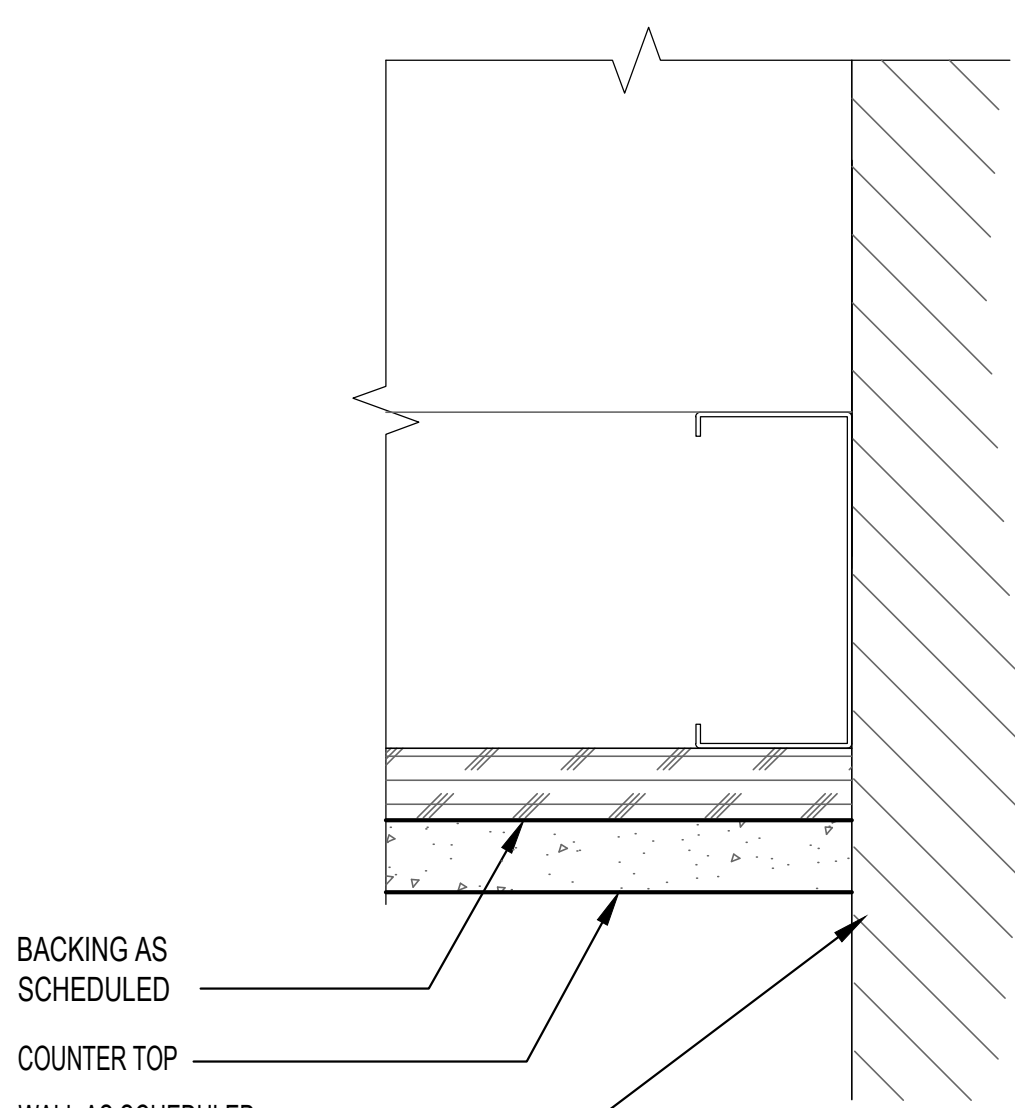
A-400

ARCHITECTURAL
DETAILS

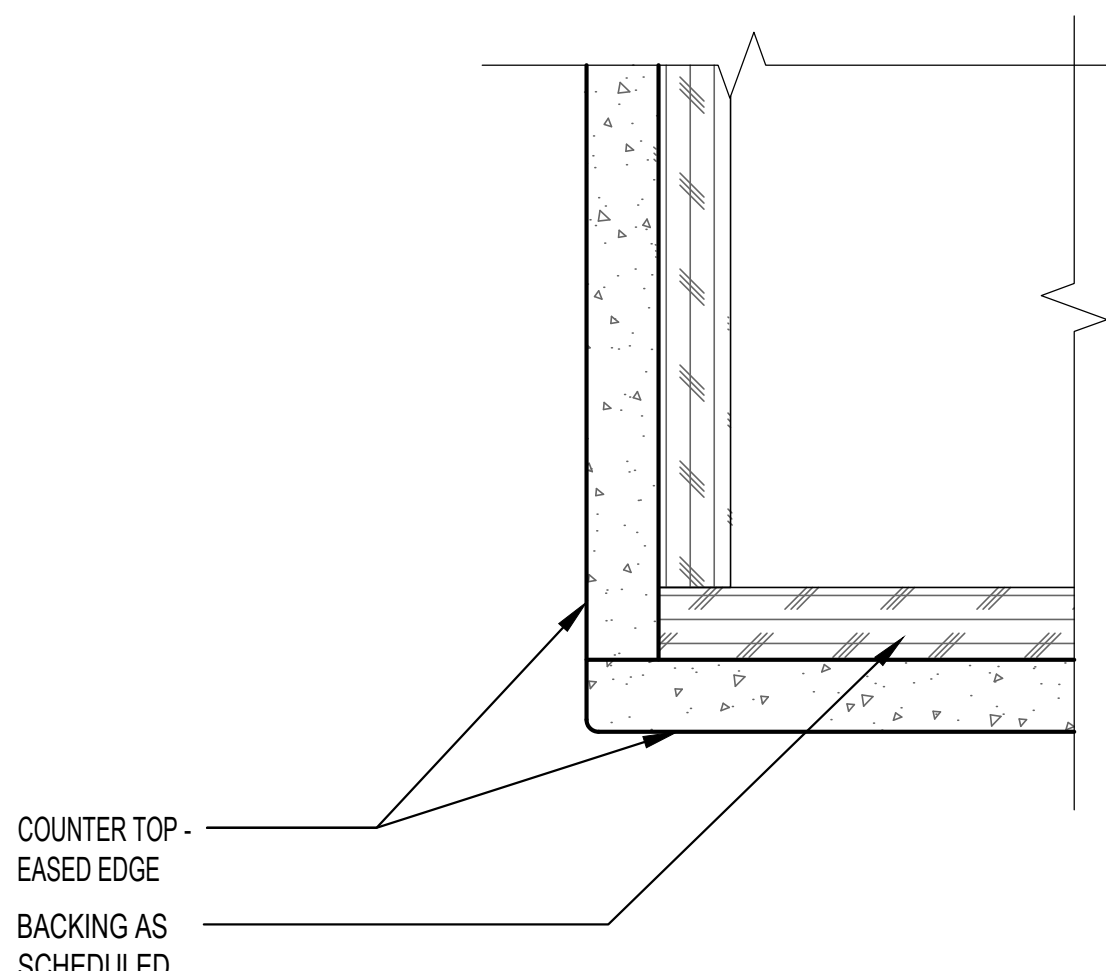
BID SET (2020/05/28) NOT FOR CONSTRUCTION



C SECTION

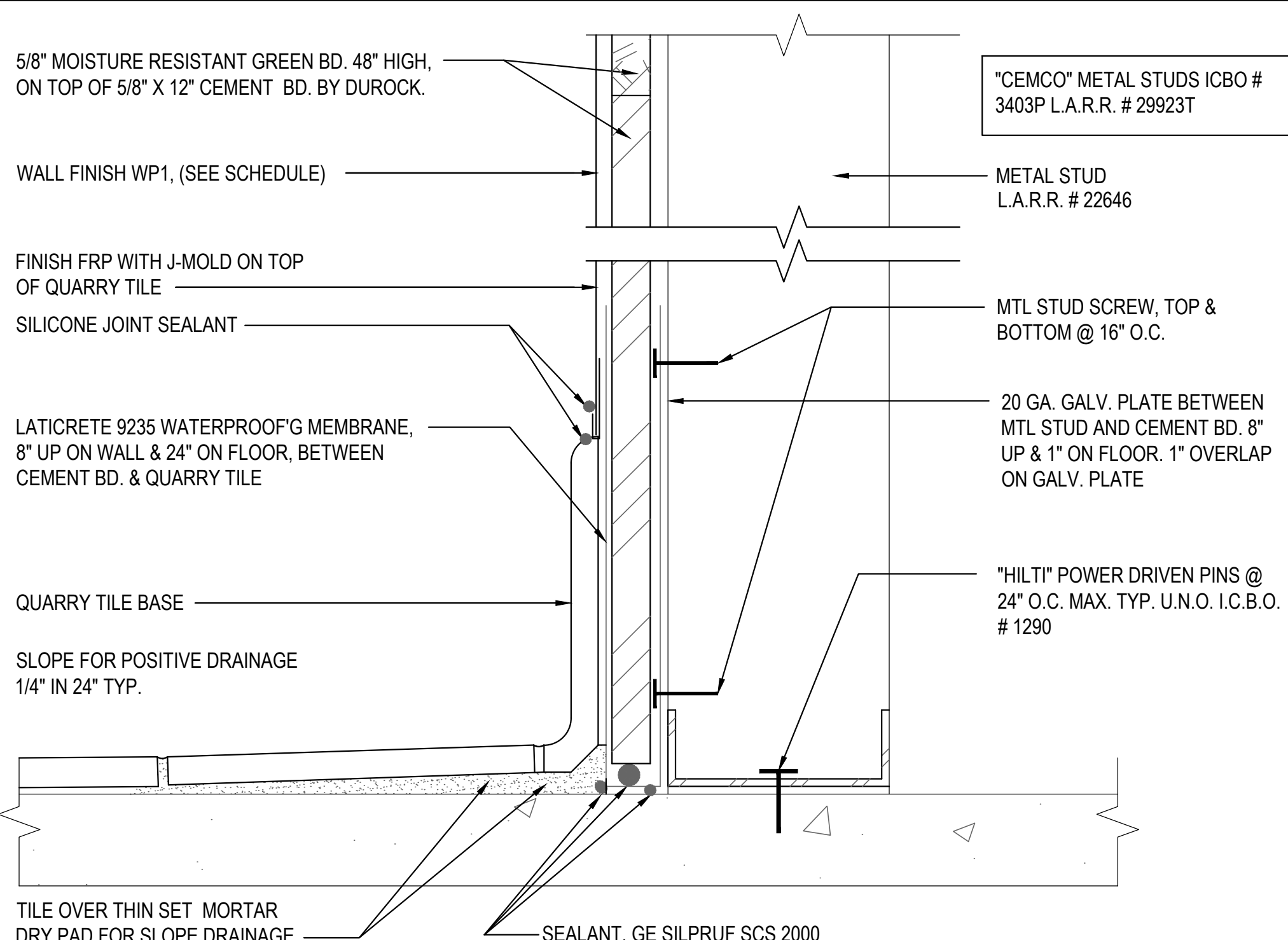


B SECTION

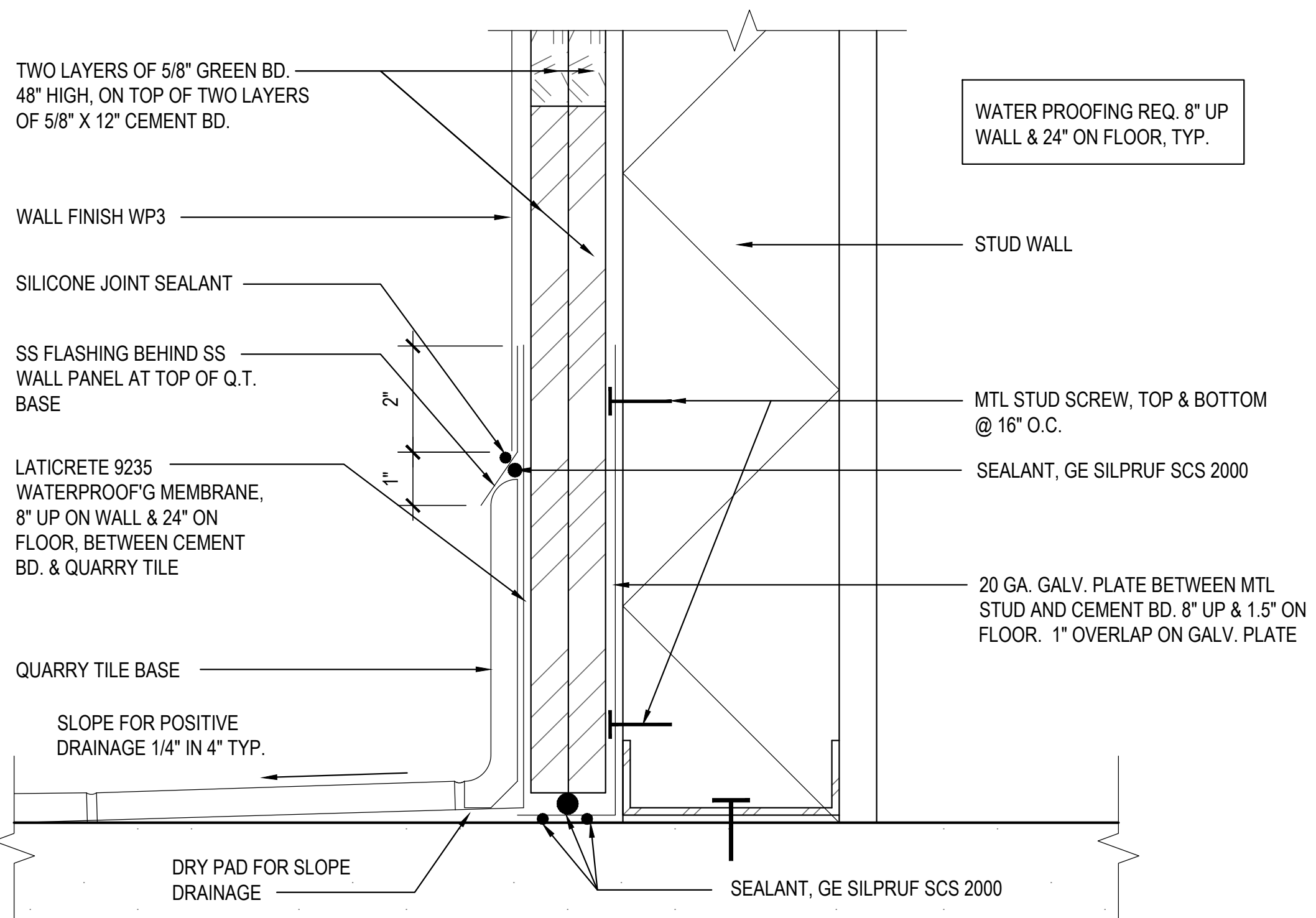


A SECTION

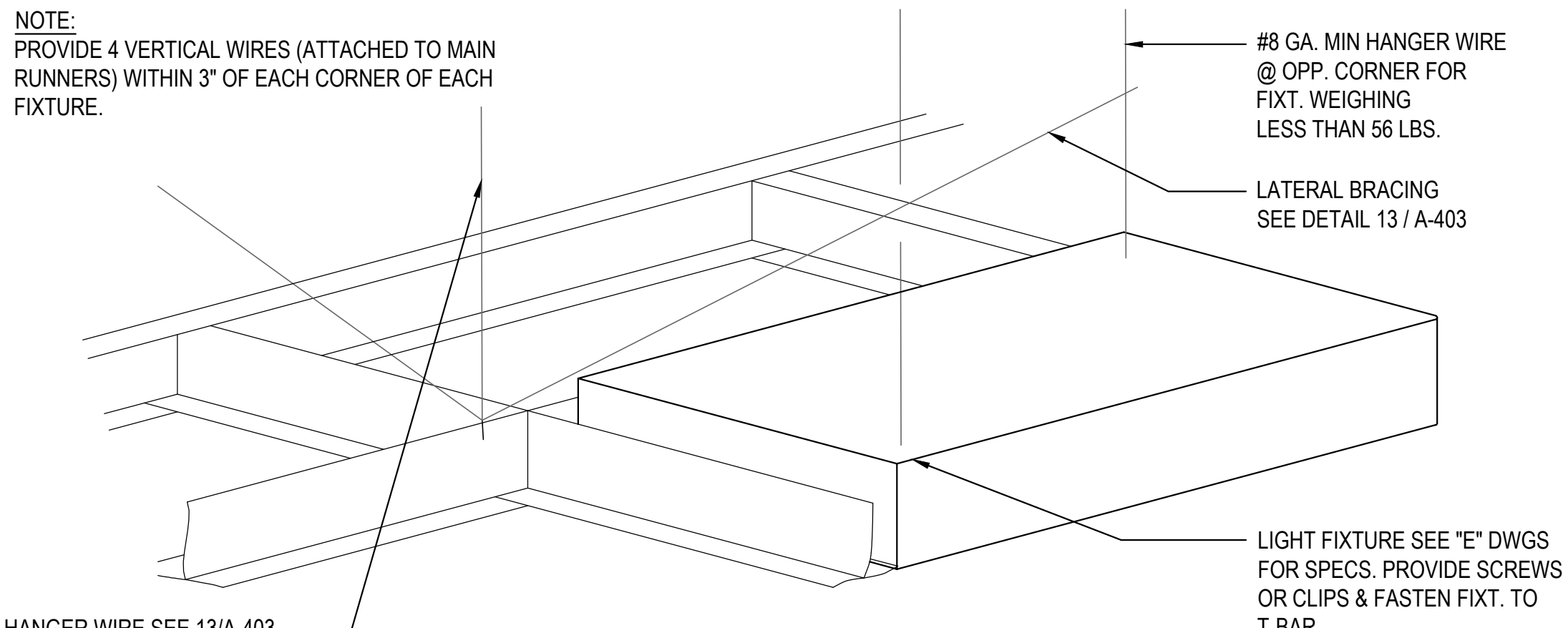
SERVICE COUNTERTOP TRIM DETAIL 13
SCALE: 3" = 1'-0" A-401



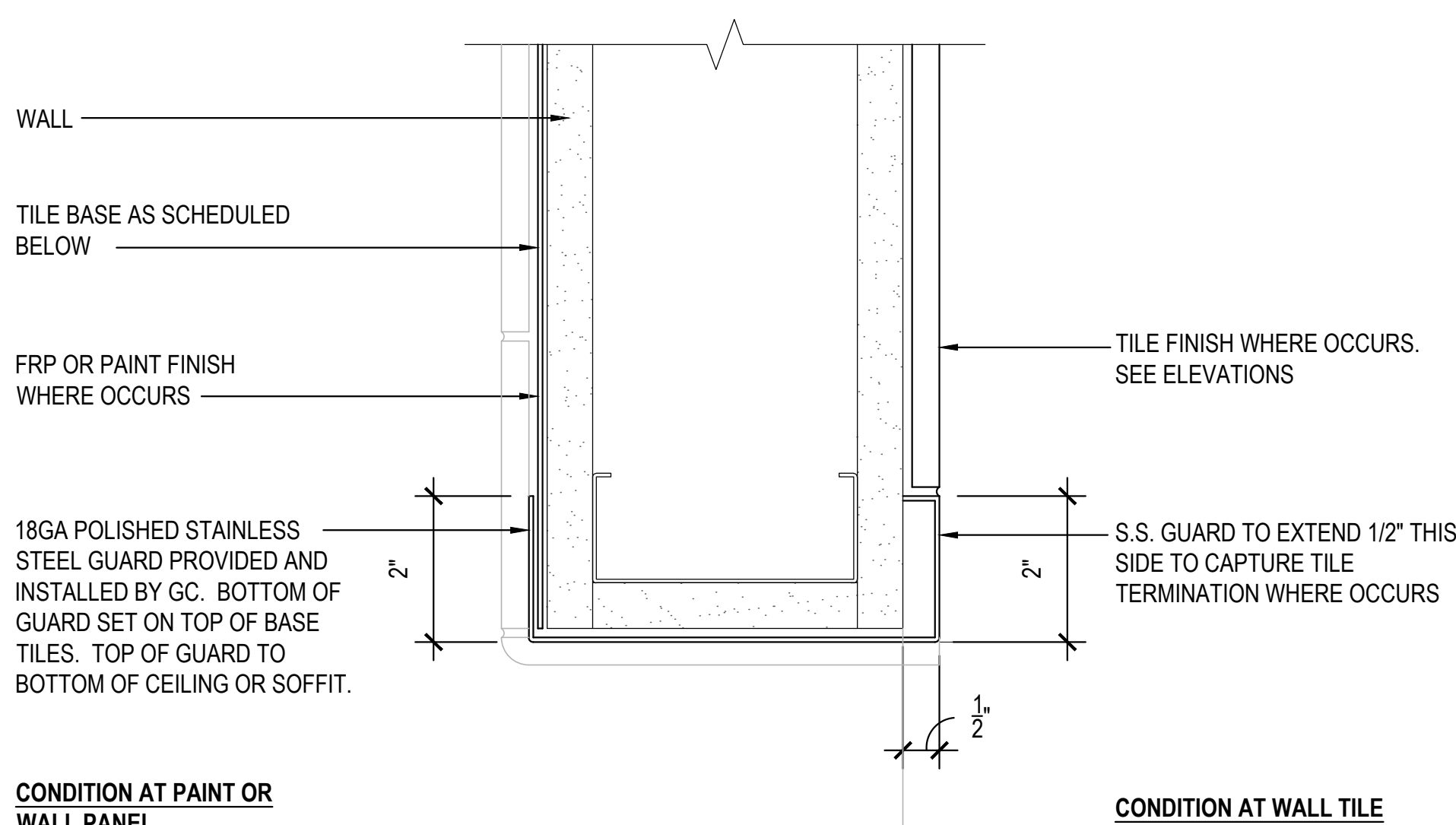
WALL BASE @ KITCHEN 9
SCALE: 3" = 1'-0" A-401



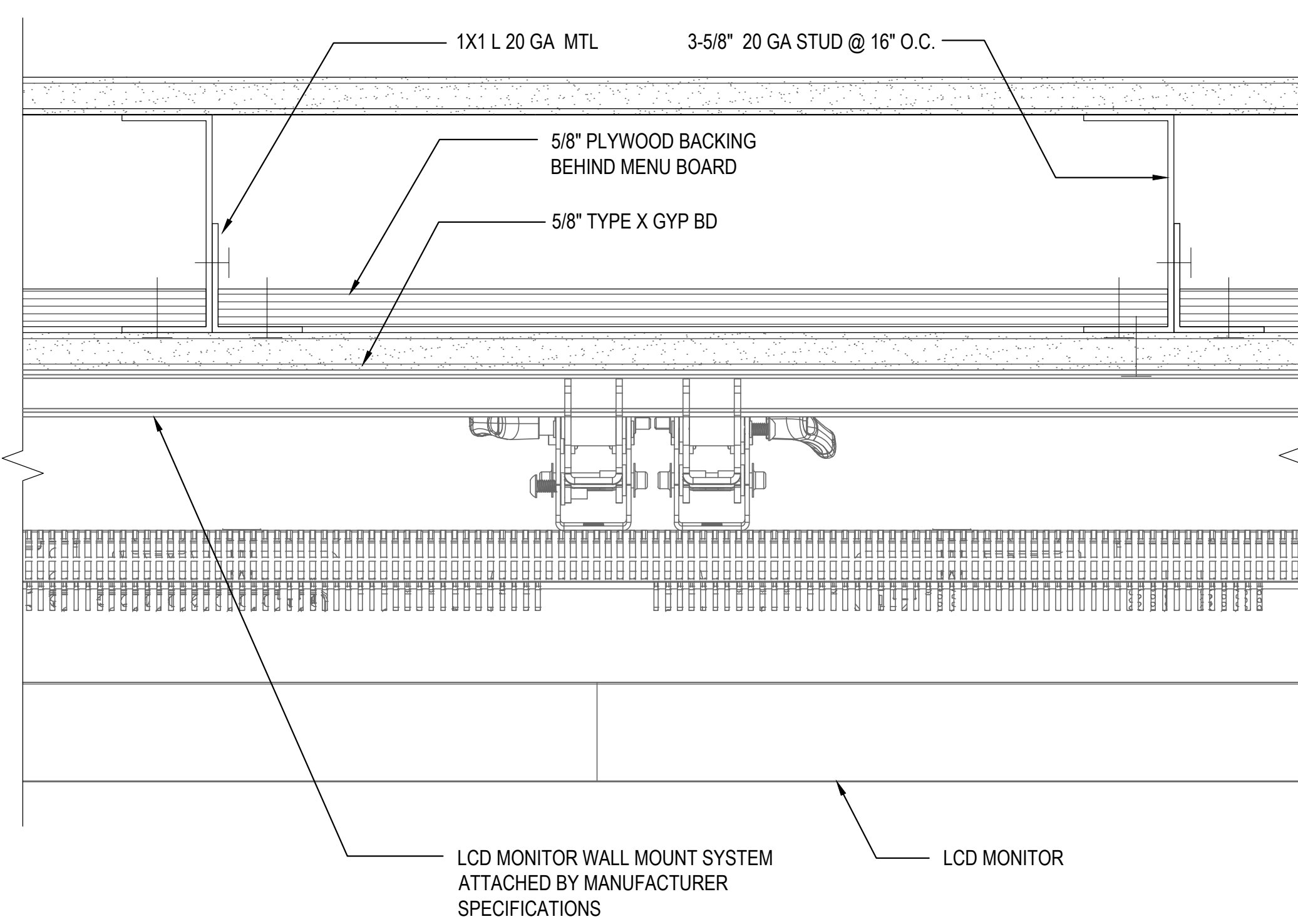
WALL BASE @ COOKLINE 8
SCALE: 3" = 1'-0" A-401



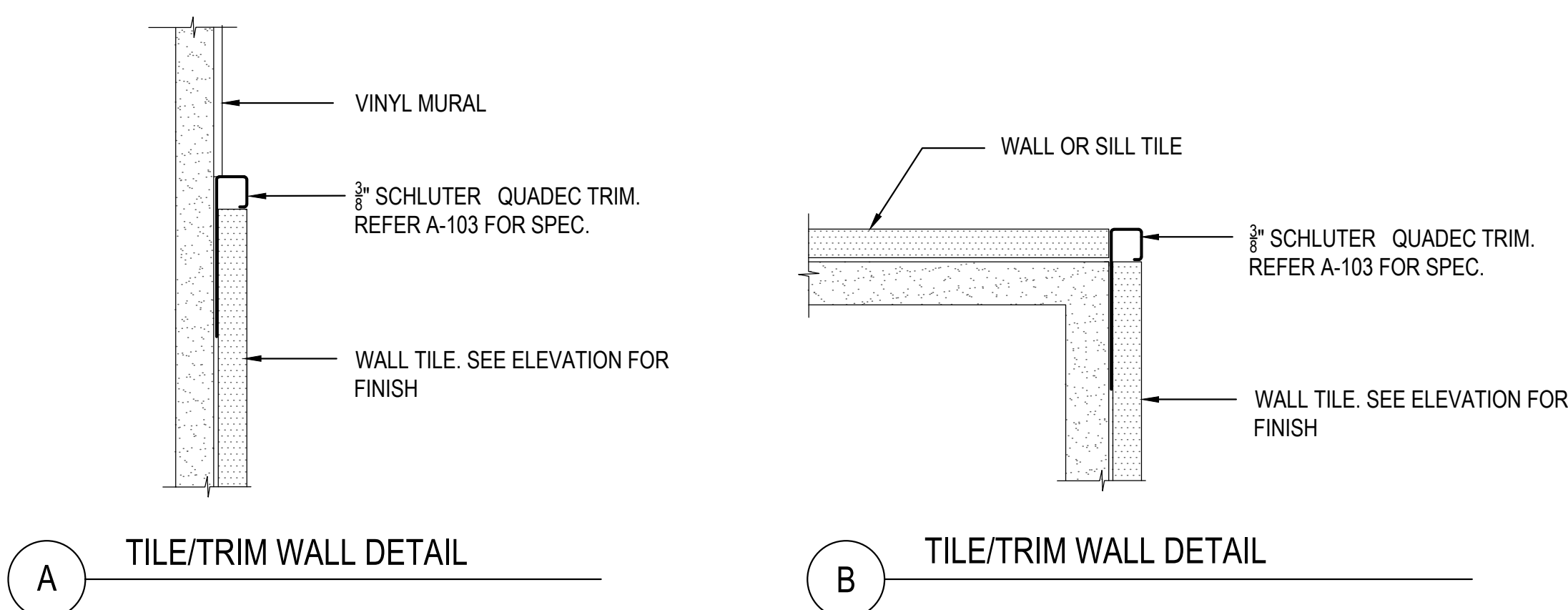
LIGHT FIXTURE DETAIL 7
SCALE: NTS A-401



WALL CAP DETAIL 3
SCALE: 3" = 1'-0" A-401



DIGITAL MENU BACKING DETAIL (WHERE APPLICABLE) 2
SCALE: 3" = 1'-0" A-401



TILE TRIM DETAIL 1
SCALE: 3" = 1'-0" A-401



PANDA RESTAURANT GROUP INC.
1683 Walnut Grove Ave.
Rosemead, California
91770
Telephone: 626.799.9898
Facsimile: 626.372.8288

All ideas, designs, arrangement and plans indicated or represented by this drawing are the property of Panda Express Inc. and were created for use on this specific project. None of these ideas, designs, arrangements or plans may be used by or disclosed to any person, firm, or corporation without the written permission of Panda Express Inc.

REVISIONS:


ISSUE DATE:

1	35% SUBMITTAL	04/24/2020
2	95% SUBMITTAL	05/30/2020

DRAWN BY: STAFF

PANDA PROJECT #: D7432
ARCH PROJECT #:

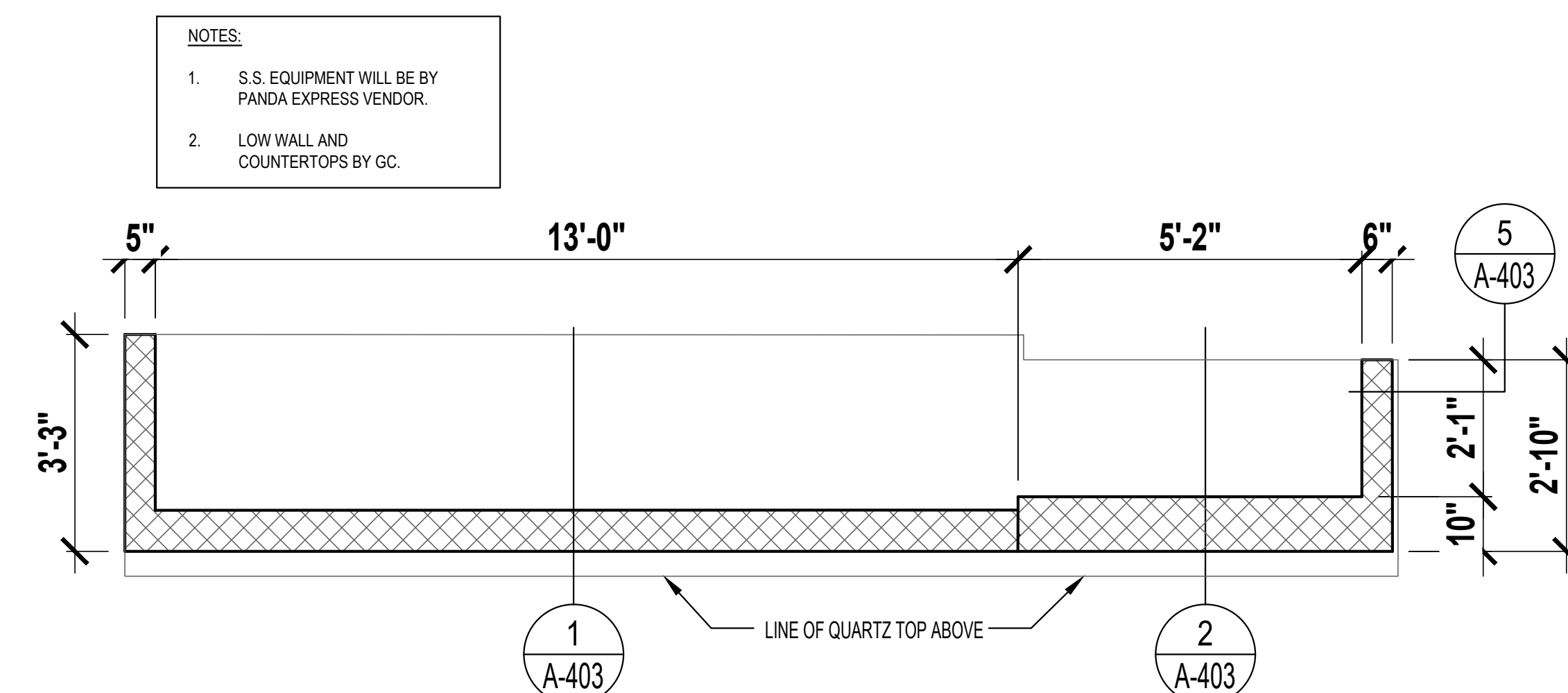
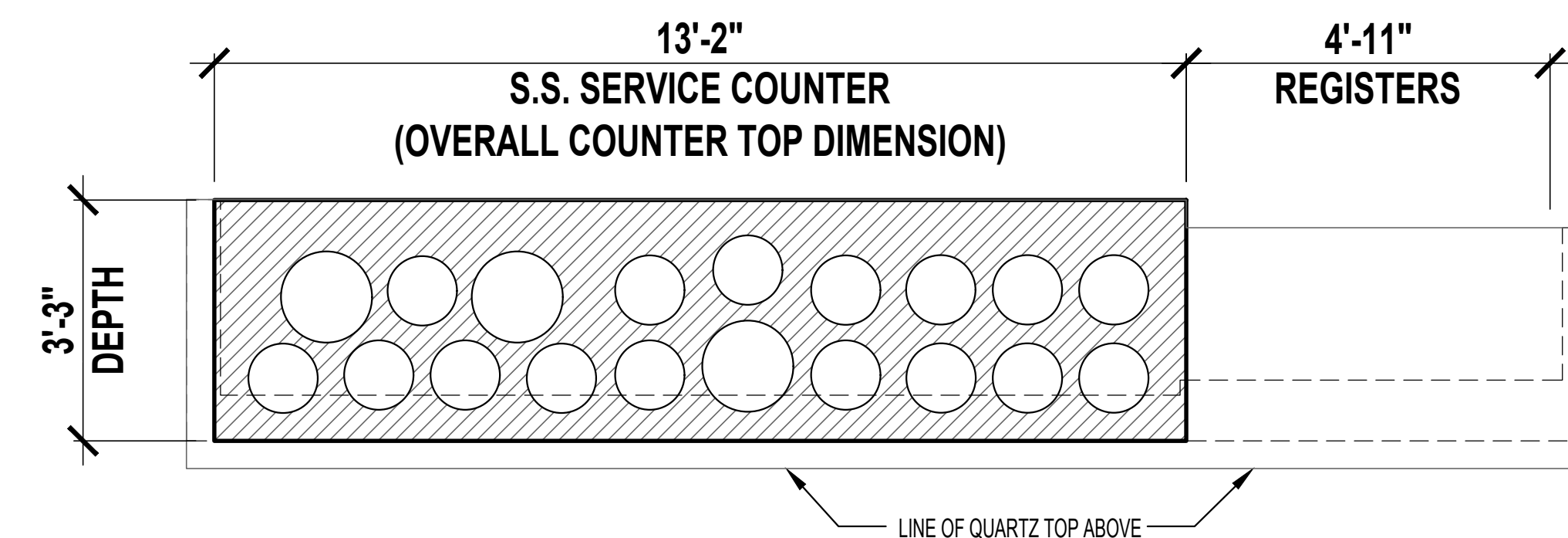
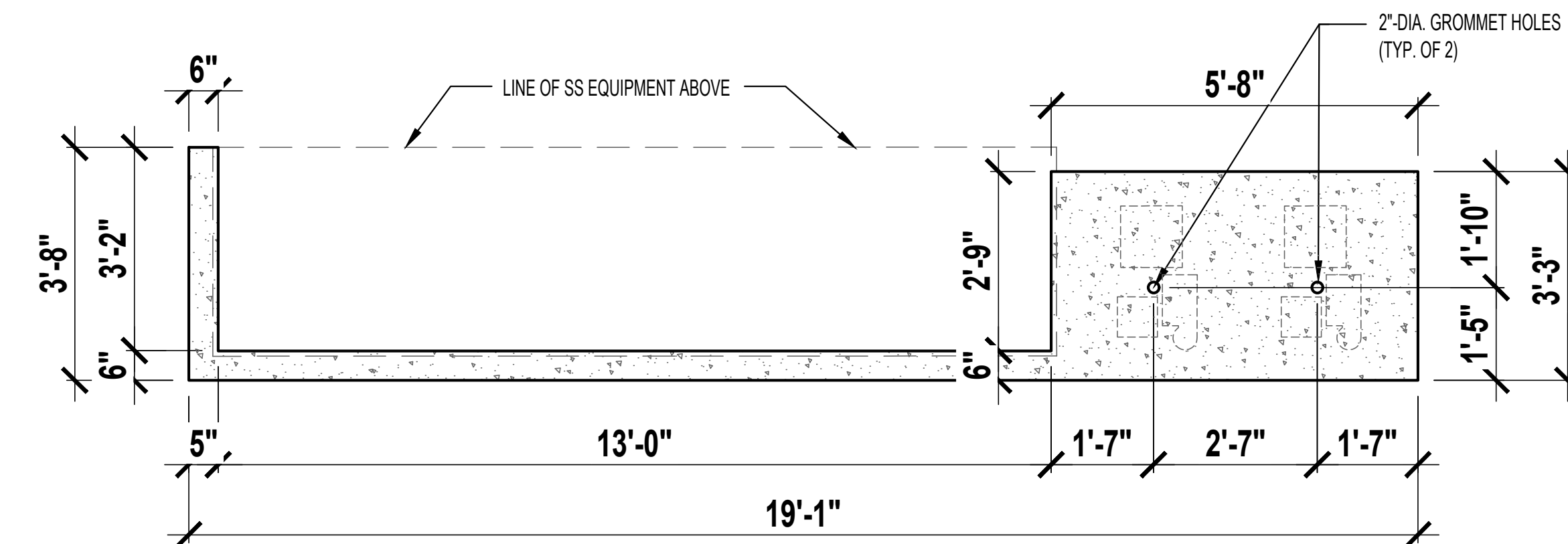
 **GARY WANG**
& ASSOCIATES, INC.
1000 Corporate Center Dr., Ste. 550
Monterey Park, CA 91754
TEL: (626) 288-6898 FAX: (626) 768-7101
http://www.garywang.com




PANDA EXPRESS
MINI-MALL - SPACE 115
INGERSOLL STREET
FT BENNING, GA

A-401
ARCHITECTURAL
DETAILS

BID SET (2020/05/28) NOT FOR CONSTRUCTION



All ideas, designs, arrangement and plans indicated or represented by this drawing are the property of Panda Express Inc. and were created for use on this specific project. None of these ideas, designs, arrangements or plans may be used by or disclosed to any person, firm, or corporation without the written permission of Panda Express Inc.



A-402



All ideas, designs, arrangement and plans indicated or represented by this drawing are the property of Panda Express Inc. and were created for use on this specific project. None of these ideas, designs, arrangements or plans may be used by or disclosed to any person, firm, or corporation without the written permission of Panda Express Inc.

REVISIONS:

[illegible]

ISSUE DATE:

1	35% SUBMITTAL	04/24/20
2	95% SUBMITTAL	05/30/20


DRAWN BY: STAFF

PANDA PROJECT #: D7432

ARCH PROJECT #:



1000 Corporate Center Dr., Ste. 550
Monterey Park, CA 91754
TEL: (626) 288-6898 FAX: (626) 768-7101
<http://www.garywang.com>



PANDA EXPRESS

MINI-MALL - SPACE 115
INGERSOLL STREET
FT BENNING, GA

A-403

ARCHITECTURAL
DETAILS

Scale: NTS | A-403

SNEEZE GUARD HEIGHTS

Scale: NTS | A-403



NTS | A-403



NTS | A-403



NTS	A-403
-----	-------

BID SET (2020/05/28) NOT FOR CONSTRUCTION

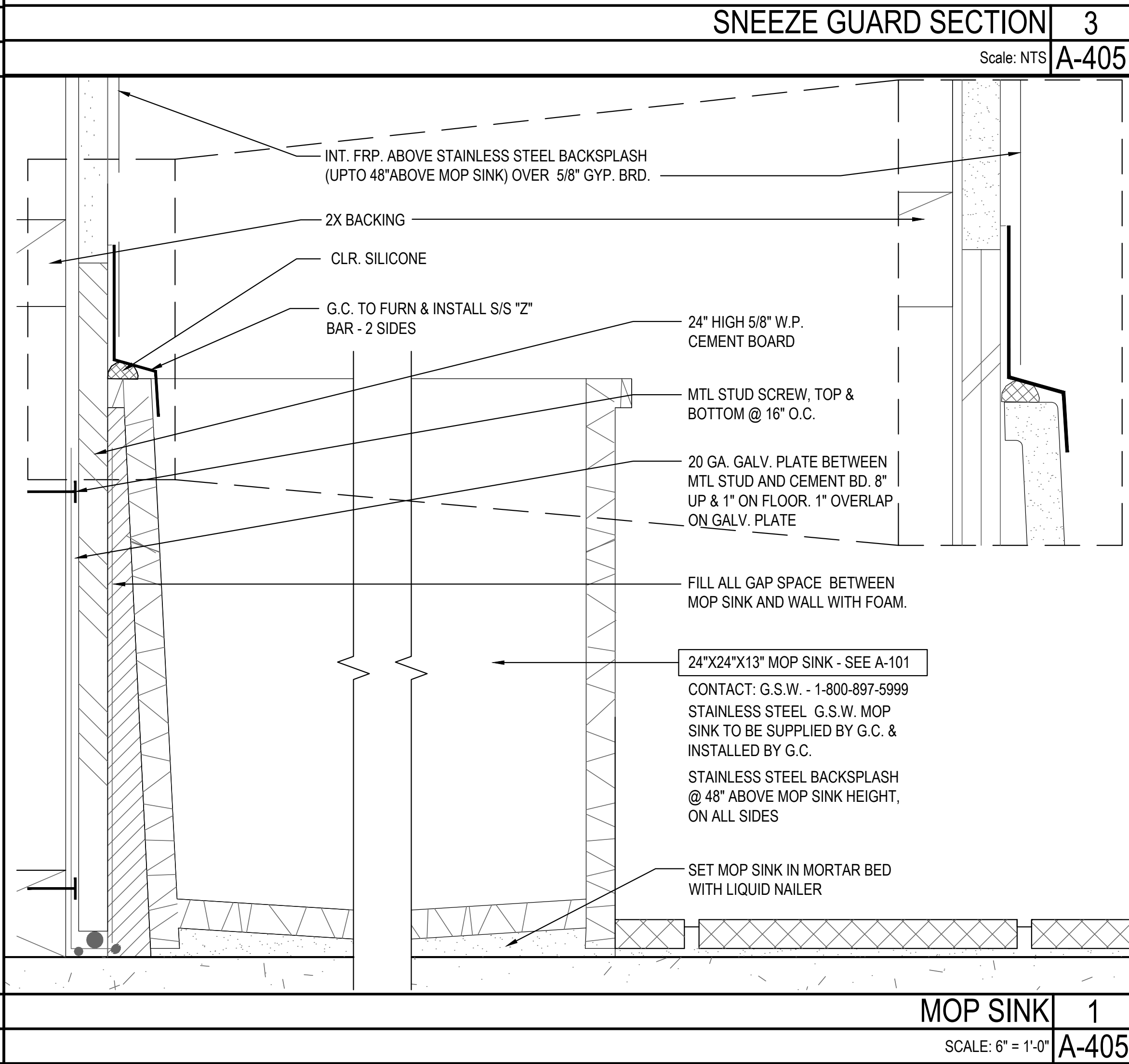
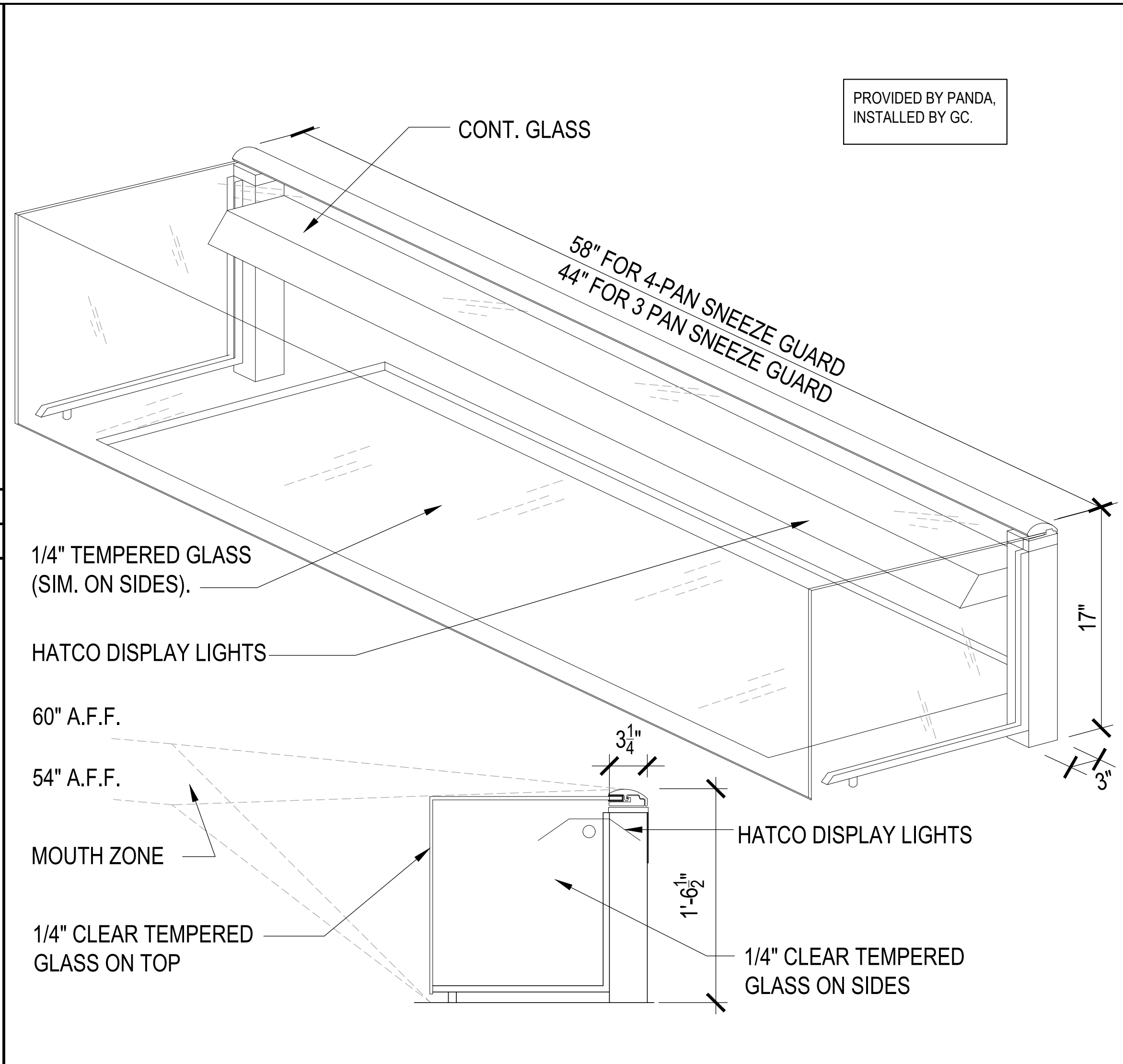
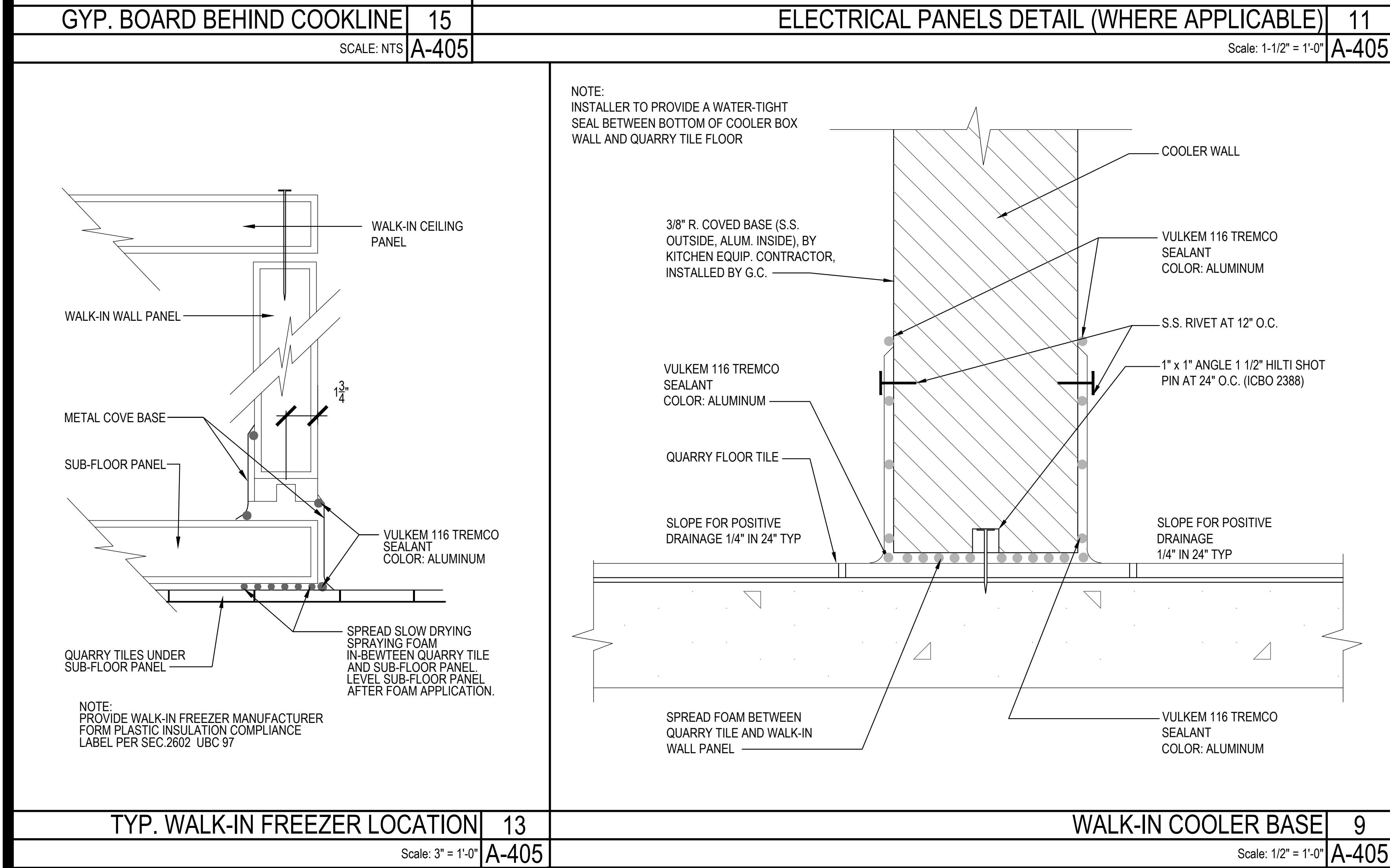
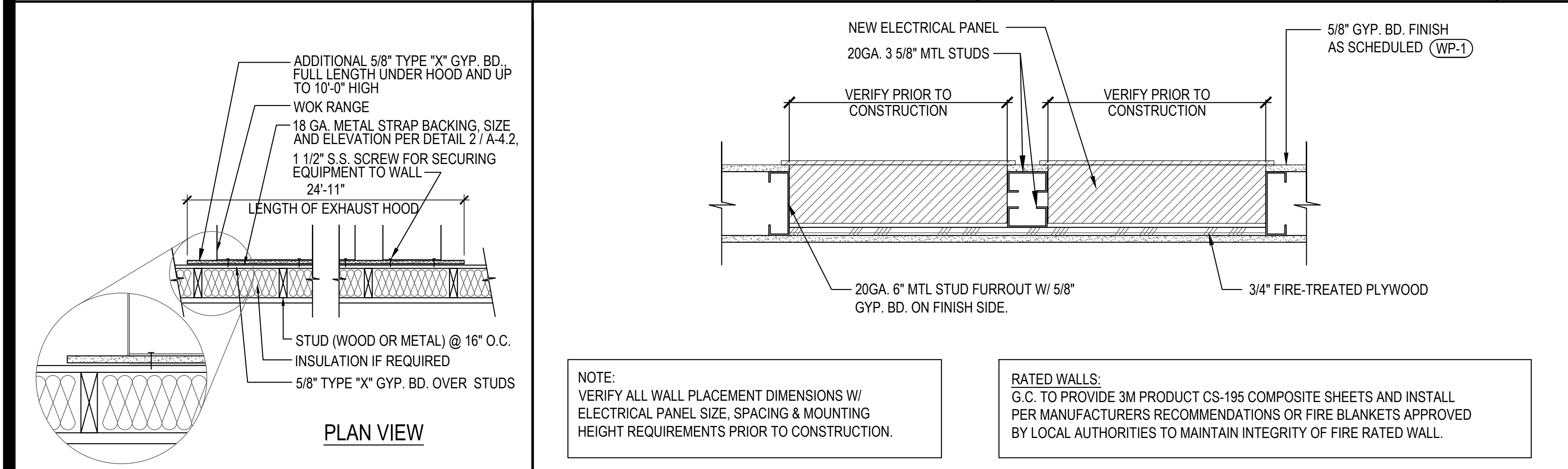
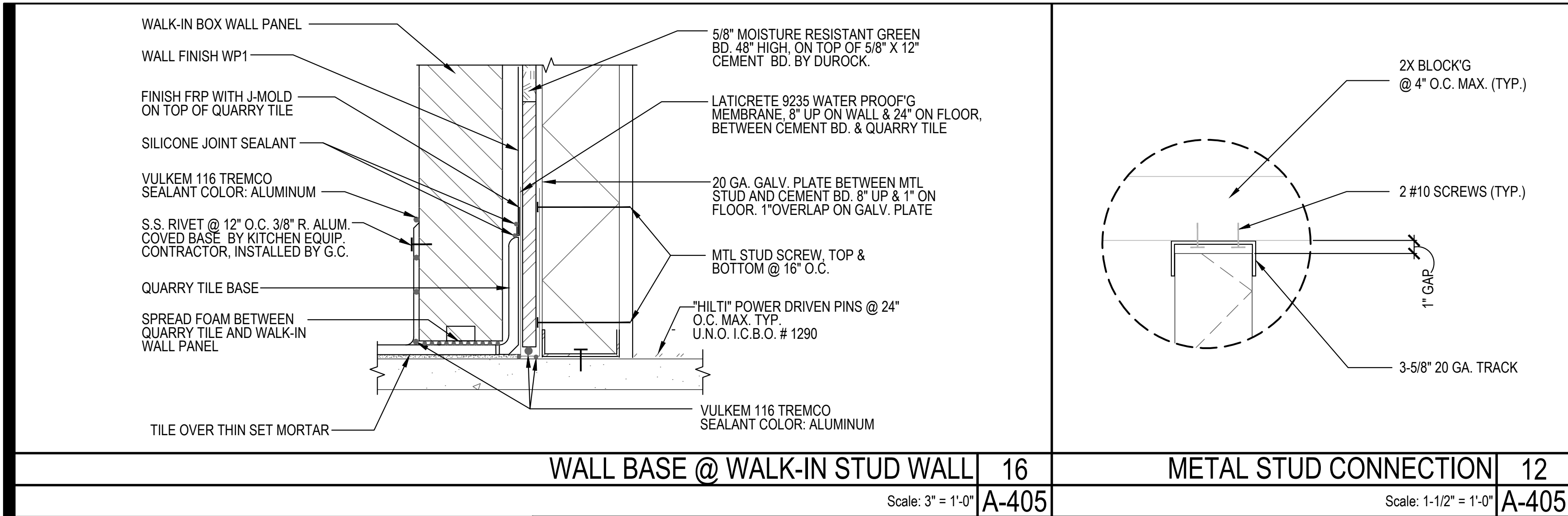
NTS	A-403
-----	-------

NOT USED

NTS	A-403
-----	-------

SECTION AT SERVICE COUNTER

NTS	A-403
-----	-------



PANDA RESTAURANT GROUP INC.
1683 Walnut Grove Ave.
Rosemead, California
91770
Telephone: 626.799.9898
Facsimile: 626.372.8288

All ideas, designs, arrangement and plans indicated or represented by this drawing are the property of Panda Express Inc. and were created for use on this specific project. None of these ideas, designs, arrangements or plans may be used by or disclosed to any person, firm, or corporation without the written permission of Panda Express Inc.

REVISIONS:

ISSUE DATE:

1	35% SUBMITTAL	04/24/2020
2	95% SUBMITTAL	05/30/2020

DRAWN BY: STAFF

PANDA PROJECT #: D7432

ARCH PROJECT #:



GARY WANG
& ASSOCIATES, INC.

1000 Corporate Center Dr., Ste. 550
Monterey Park, CA 91754
TEL: (626) 285-6898 FAX: (626) 768-7101
http://www.garywang.com



PANDA EXPRESS

MINI-MALL - SPACE 115
INGERSOLL STREET
FT BENNING, GA

A-405

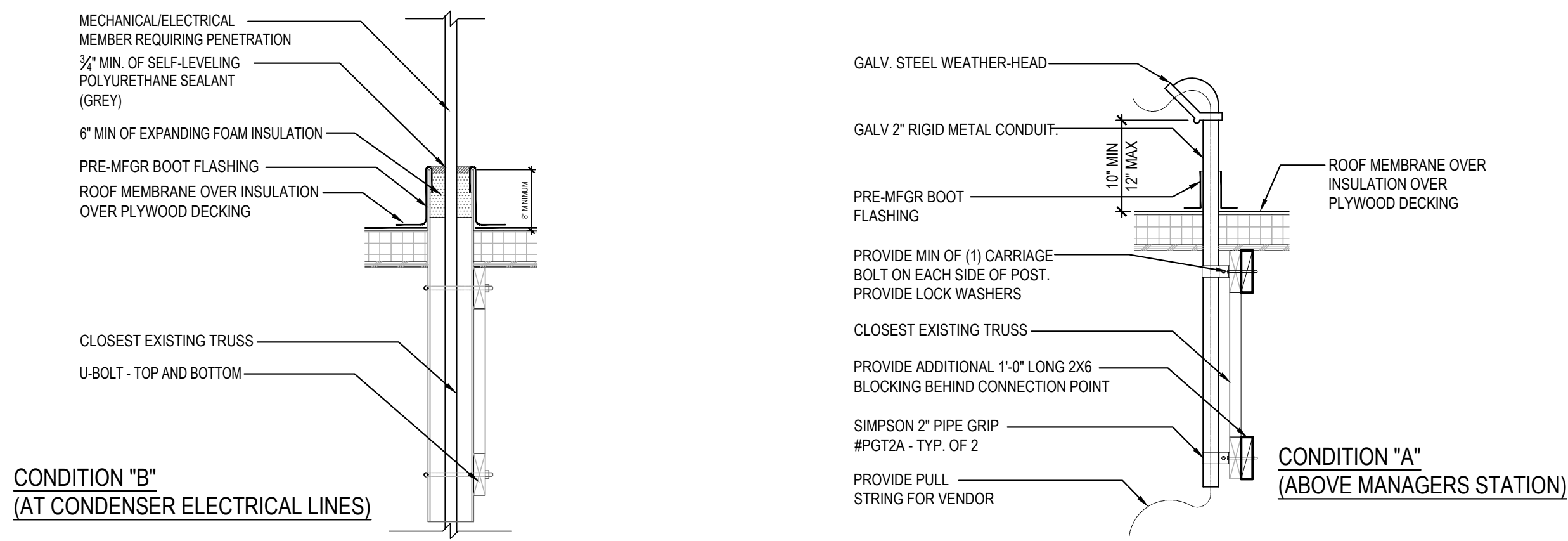
ARCHITECTURAL
DETAILS

BID SET (2020/05/28) NOT FOR CONSTRUCTION

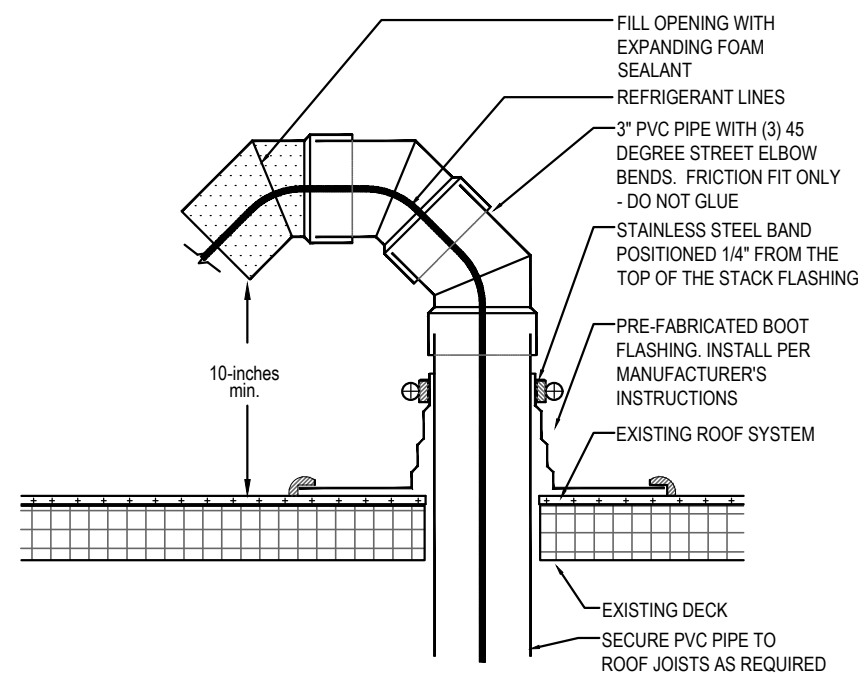
NOT USED		15	UTILITY SINK		12	FLOOR DRAIN / SINK		10	DETAIL AT ELECTRIC GRILL		
NTS		A-406	Scale: NTS		A-406	Scale: NTS		A-406	NTS		



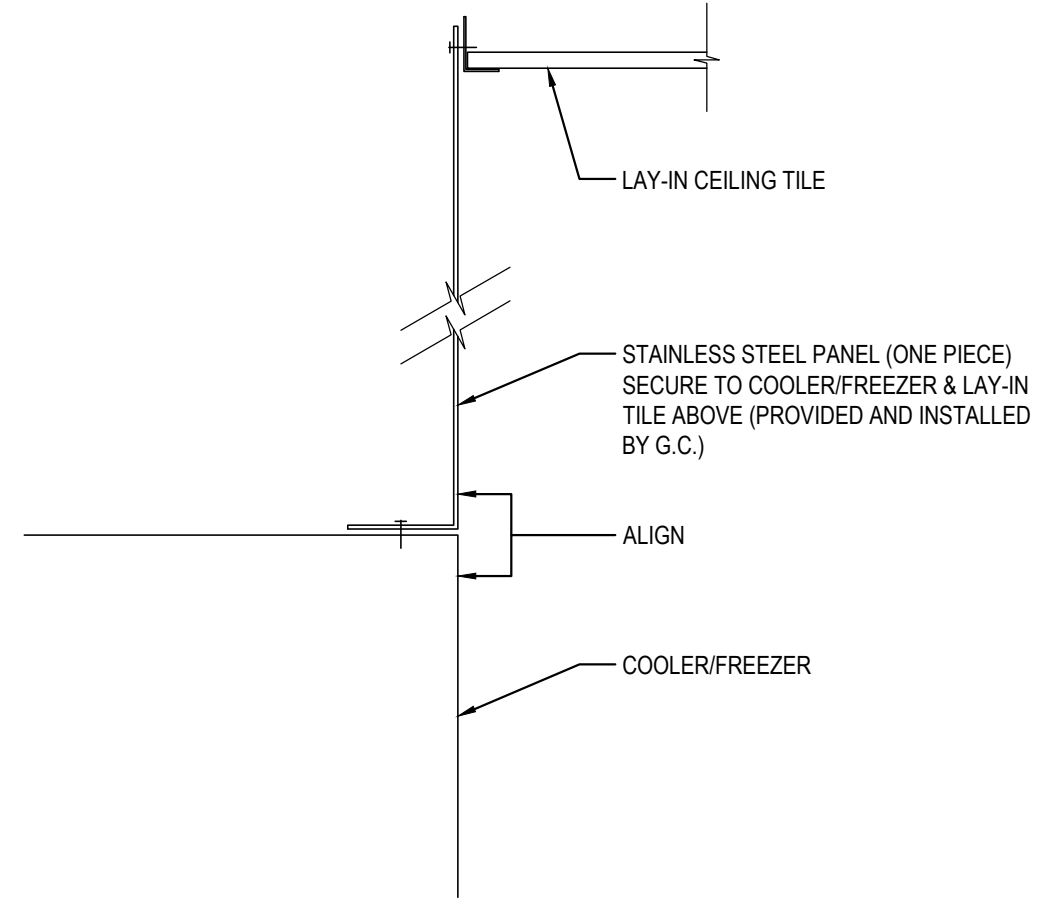
NOT USED 5
NTS A-407



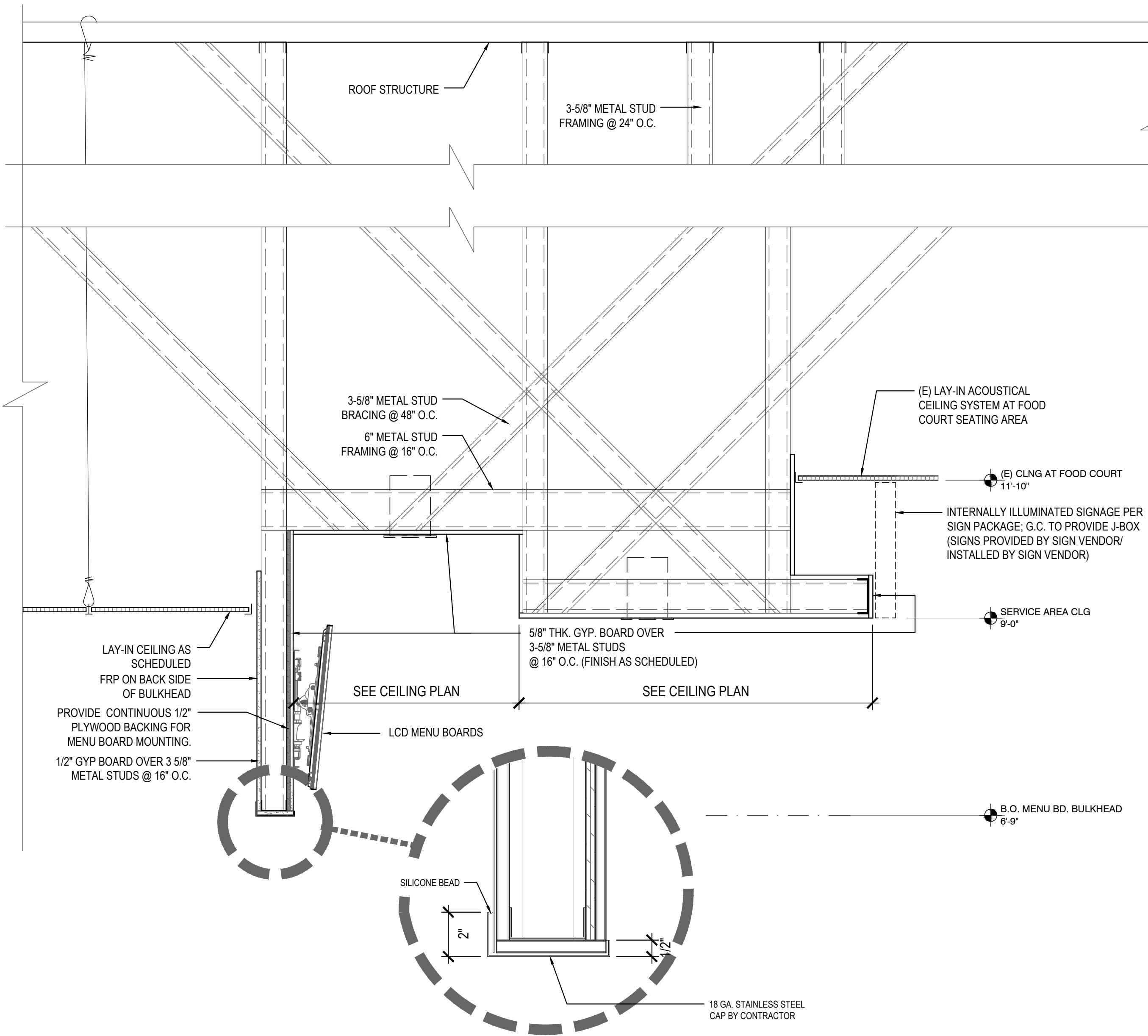
ROOF PENETRATION DETAILS 4
NOT TO SCALE A-407



ROOF PENETRATION DETAILS 3
NOT TO SCALE A-407



S.S. DETAIL @ COOLER/ FREEZER 2
NTS A-407



SECTION AT SERVICE AREA CEILING 1
NOT TO SCALE A-407



PANDA RESTAURANT GROUP INC.
1683 Walnut Grove Ave.
Rosemead, California 91770
Telephone: 626.799.9898
Facsimile: 626.372.8288

All ideas, designs, arrangement and plans indicated or represented by this drawing are the property of Panda Express Inc. and were created for use on this specific project. None of these ideas, designs, arrangements or plans may be used by or disclosed to any person, firm, or corporation without the written permission of Panda Express Inc.

REVISIONS:		

ISSUE DATE:		
1	35% SUBMITTAL	04/24/2020
2	95% SUBMITTAL	05/30/2020

DRAWN BY: STAFF


PANDA PROJECT #: D7432

ARCH PROJECT #:



GARY WANG
& ASSOCIATES, INC.

1000 Corporate Center Dr., Ste. 550
Monterey Park, CA 91754
TEL: (626) 288-6898 FAX: (626) 768-7101
<http://www.garywang.com>



PANDA EXPRESS
MINI-MALL - SPACE 115
INGERSOLL STREET
FT BENNING, GA

A-407
ARCHITECTURAL
DETAILS

BID SET (2020/05/28) NOT FOR CONSTRUCTION

BID SET (2020/05/28) NOT FOR CONSTRUCTION