

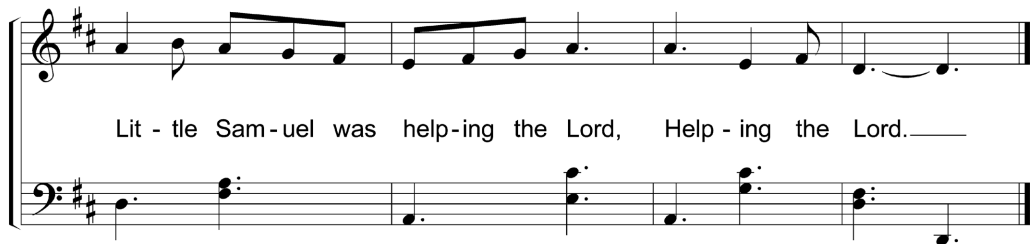
Lesson 1

Little Samuel

BASED ON 1 SAMUEL 3:1, TLB



Lit - tle Sam - uel was help - ing the Lord, Help - ing the Lord, help - ing the Lord.



Lit - tle Sam - uel was help - ing the Lord, Help - ing the Lord.____

© 2003 by General Conference Corporation of Seventh-day Adventists®.

Memory Verse

Little Samuel



was helping



the Lord.



1 Samuel 3:1, TLB.



LINE ART ILLUSTRATOR: Jim Haynes

Samuel, Samuel

Samuel, Samuel, sweep the floor.



Samuel, Samuel, close your eyes.

Shut the Tabernacle door.



Do you hear a voice? What a surprise!



Samuel, Samuel, carry wood.

Run to Eli once again.

Shine the dishes, stir the food.



He did not call; get back in bed.



Samuel, Samuel, time for bed.

But wait. There IS a voice to hear.



Find a pillow for your head.



Samuel, listen with both ears!

What's that sound? Did someone call?



Run to Eli, sleepy man;



Samuel, Samuel! Run down the hall!

This time Eli understands.

Sleepy Eli did not speak.

God is calling! Tell Him, "Lord,



Run back now and go to sleep.



Your servant's listening for Your word."

Based on 1 Samuel 3:1-10.

From *Finger Play Activities* (Ventura, Calif.: Gospel Light Publishing, 1995), p. 55. Used by permission.

Coming, Mother

MARILYN SCHOLES

MARILYN SCHOLES

The musical score is written for piano and voice. It consists of three systems of music. Each system has a vocal line (treble clef) and a piano accompaniment line (bass clef). The key signature has one flat (B-flat), and the time signature is 6/8. The lyrics are written below the vocal line.

Bob - by, Bob - by!* Please come here to me. Bob - by, Bob - by, wher -

ev - er you may be. Com - ing, Moth - er, as Je - sus wants me

to. Com - ing, Moth - er, I'm com - ing now to you.

Copyright © 1963 by Review and Herald® Publishing Association.

* Insert child's name

Lesson 2

My God Will Meet Your Needs

My God



(Point upward.)

Will meet all your needs,



(Point to others.)

All your needs,



(Point to others.)

All your needs;



(Point to others.)

My God



(Point upward.)

Will meet all your needs,



(Point to others.)

Thank You, thank You, Lord.



(Put hands together as if praying.)

—Carolyn Burge. Adapted.

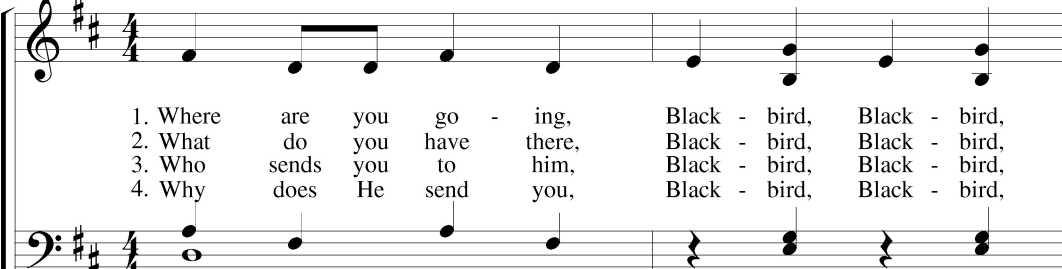
From *Fun-to-Learn Bible Lessons: K-3* (Loveland, Colo.: Group Publishing, 1995) volume 2.

Lesson 2


The Blackbird Song

JANET SAGE


JANET SAGE



1. Where are you go - ing, Black - bird, Black - bird,
 2. What do you have there, Black - bird, Black - bird,
 3. Who sends you to him, Black - bird, Black - bird,
 4. Why does He send you, Black - bird, Black - bird,



Where are you go - ing, Black - bird? "I am go - ing to
 What do you have there, Black - bird? "I have food to
 Who sends you to him, Black - bird? "Je - sus sends me
 Why does He send you, Black - bird? "All be - cause He



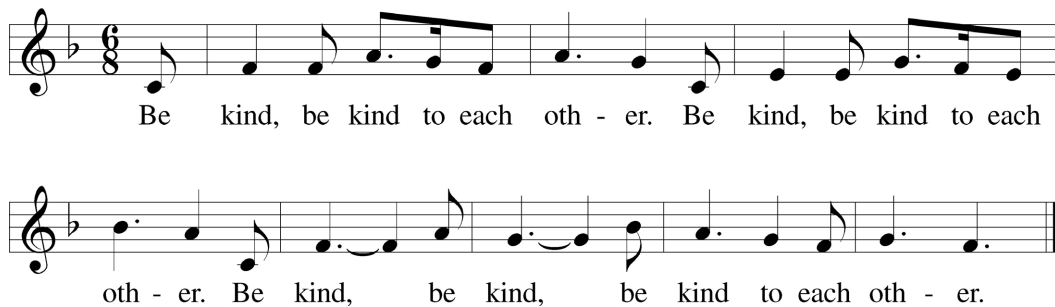
help E - li - jah, Have - n't you heard? Have - n't you heard?"
 feed E - li - jah, Have - n't you heard? Have - n't you heard?"
 to E - li - jah, Have - n't you heard? Have - n't you heard?"
 loves E - li - jah, Have - n't you heard? Have - n't you heard?"

© 1990 by Janet Sage. Assigned to the North American Division of Seventh-day Adventists®. Used by permission.

Be Kind to Each Other

BASED ON 1 THESSALONIANS 5:15, NIV

LINDA SCHOMBURG



© 2002 by General Conference Corporation of Seventh-day Adventists®.

God Gave Me Ears

God gave me ears and eyes;



God gave me hands and feet



So I can share the love I have

With everyone I meet!



From *Finger Play Activities* (Ventura, Calif.: Gospel Light Publishing, 1995), p. 105. Used by permission.

Five Little Children

Five little children (*Hold a hand up with
fingers all up.*)
Standing in a row.
They do good things for others,
Everywhere they go. (*Put all fingers down.*)

One little child, (*Raise left thumb.*)
She's really very sweet.
She helps her mother
Stack the laundry neat. (*Put one hand over
the other as if stacking things.*)

This good child (*Raise second finger.*)
Puts all toys away
Nice and neat for mother,
Does this every day. (*Pretend putting toys
in box.*)

This little child (*Raise third finger.*)
Helps father in the yard.

He says he works
Very, very hard. (*Pretend raking.*)

This little child (*Raise fourth finger.*)
Plays with baby brother.
That is very helpful
To this child's mother. (*Cover eyes, playing
peekaboo.*)

This little child (*Raise fifth finger.*)
Knows of Jesus' love. (*Hug yourself.*)
How He came from heaven, (*Point up.*)
God's home up above.

Five little children (*Hold a hand up with
fingers all up.*)
Standing in a row.
They do good things for others,
Everywhere they go. (*Move hand up and
down and away as if children are
walking away.*)

Adapted from Helen Kitchell Evans, "Ten Little Children," in *Preschool Bible Games, Songs and Fingerplays* (Torrance, Calif.: Shining Star Publications, 1992), p. 68.